

OSCE-LED SURVEY ON VIOLENCE AGAINST WOMEN

WELL-BEING AND SAFETY OF WOMEN

MOLDOVA
RESULTS REPORT



OSCE-led survey on violence against women: Moldova



This project is funded
by the European Union



www.osce.org

ISBN: 978-3-903128-20-0

The work described in this report was carried out in accordance with the requirements of the international quality standard for market research, ISO 20252:2012, and with the Ipsos MORI terms and conditions, which can be found at <http://www.ipsos-mori.com/terms>.

© OSCE 2019

The OSCE has invested the utmost care in the development of the materials in this publication. However, it accepts no liability for the accuracy and completeness of the information, instructions and advice provided, nor for misprints. The contents of this publication, the views, opinions, findings, interpretations and conclusions expressed herein are those of the authors and contributors and do not necessarily reflect the official policy or position of the OSCE and its participating States.

All photos used in publication are stock photos

Background

The Organization for Security and Co-operation in Europe (OSCE), the world's largest regional security organization, deals with a broad range of security-related challenges, including the protection of human rights and promotion of gender equality. Among the Organization's main areas of focus are fostering regional security co-operation, as well as conflict prevention, crisis management and post-conflict management. The OSCE comprises 57 participating States, covering a region that spans across all of Europe and includes the United States, Canada and Central Asia, as well as Mongolia. Through the work of the Secretariat, three specialized institutions and 16 field operations, the OSCE works to address numerous security challenges and assists participating States with the implementation of their comprehensive political commitments.

The OSCE recognizes violence against women and girls (VAWG)¹ as both a threat to individuals and a broader security concern, and it therefore sees preventing and combating VAWG as one of its priorities. VAWG is a persistent human rights violation that threatens the security and safety of countless women and girls all around the world. It affects not only their lives, hindering their full and equal participation in society, but also the lives of those who are close to them; it ultimately has a lasting impact on their health and well-being as well as their children, communities and society at large.

Gender inequality lies at the root of gender-based violence against women and girls. The OSCE plays a key role in working with national stakeholders to build their capacity to prevent gender-based violence and to protect survivors². Under the slogan "Bringing Security Home", the OSCE has stressed that women and girls need to be safe both in public and at home, so that they can reach their full potential and contribute to political, economic and social development.

Violence against women and girls also occurs in times of conflict, and the OSCE commissioned this qualitative and quantitative study in order to shed light on the prevalence of different forms of VAWG in non-conflict and conflict-affected settings in selected OSCE participating States: Albania, Bosnia and Herzegovina, Montenegro, North Macedonia and Serbia, Moldova and Ukraine. The research was also conducted in Kosovo.³

This study, the first such representative survey conducted in South-Eastern Europe or Eastern Europe to provide comparable data across the region, encompasses gender attitudes and the experiences of women from minority groups⁴. Its aim is to provide robust data in order to develop more comprehensive and evidence-based policies, strategies, programmes and activities to prevent and combat VAW. The ultimate goal of this research is to provide evidence for informed decision-making and advocacy at different levels and thereby contribute to achieving the Sustainable Development Goals, and to a reduction of VAW in the target regions, improved services for survivors and greater security for women.

¹ The terms "violence against women" (VAW) and "violence against women and girls" (VAWG), which are used interchangeably in this report, include physical, sexual and psychological violence by intimate partners and non-partners, as well as stalking and sexual harassment.

² This report uses the terms "survivor" and "victim" interchangeably.

³ All references to Kosovo, whether to the territory, institutions or population, in this text should be understood in full compliance with United Nations Security Council Resolution 1244

⁴ The questionnaire used in this study was based on, and is comparable to, the questionnaire used by the European Union Agency for Fundamental Rights in the 28 EU member states in 2012.



Executive summary

Introduction

This report presents the findings from the OSCE's qualitative and quantitative study in the Republic of Moldova⁵. The study was implemented in spring/summer 2018 and involved:

- **15 expert interviews**, providing an overview of issues relating to VAW and of conflict-related acts of violence;
- A survey of a **representative sample of 1,802 women aged 18–74 living in Moldova** to establish the prevalence and consequences of violence using a multistage, stratified, random probability sample design;
- **Eight focus groups with women from various backgrounds** on their attitudes towards VAW; and
- **Four in-depth interviews** with women to review the impact of the violence they have experienced in more detail.

Key findings

Violence against women in Moldova is of significant concern. Three out of four women (76%) think that violence against women is common, including 28% who think that it is very common. One-third (33%) personally know someone among their family and friends who has been subjected to domestic violence, and the same proportion know someone from their neighbourhood who has been subjected to violence. Many have heard of services to help affected women; however, very few women have actually accessed those services.

- Two in five women (40%) say that they have experienced physical and/or sexual violence at the hands of a partner or non-partner since the age of 15. By perpetrator, the indicated prevalence is highest for previous partner violence, with 37% of women who have had a previous partner saying that they have experienced one or more forms of such violence at the hands of a previous partner, compared to 25% of women who have a current partner who have experienced current partner violence and 17% of women overall who say they have experienced non-partner violence. Stalking has affected one in ten women. Since the age of 15, nearly half of women (49%) indicate that they have been sexually harassed, and 18% say that they were sexually harassed in the 12 months prior to the survey.
- More than one in five women (22%) report that they experienced a form of physical violence at the hands of an adult before they were 15 years old, usually slapping and beating, mainly by their parents.
- Seven per cent of women in Moldova can be considered conflict-affected⁶, mostly in relation to the Moldovan–Transnistrian conflict of 1992. Such exposure to conflict did not seem to increase the likelihood of experiencing violence, as the prevalence of violence among those who are directly affected by conflict in Moldova is not higher than among those who are not. This does not mean that such violence does not happen in conflict or has no impact: women in the qualitative research discussed such occurrences, saying that the conflict meant there were fewer services available for them to seek help from.

⁵ The short form “Moldova” is used in this report to refer to the Republic of Moldova. While the Transnistrian region was not covered by the survey, one focus group discussion was held with women from this region.

⁶ Women considered conflict-affected are those who have lived in a situation where there was an active and armed conflict for a period of at least one week and who answered “yes” to at least one of the questions listed in Chapter 4.

The impact of the violence women experience can be severe and long-lasting. Survivors are often left with feelings of fear and anger (each of which is indicated by at least two in five victims), and at least a quarter suffered from long-term psychological effects such as anxiety, depression or difficulty sleeping following their most serious incident of violence.

Violence against women is both a cause and a consequence of gender inequality perpetuated by existing norms and attitudes. The women who took part in the qualitative research said that Moldova is still a patriarchal society where men dominate at home, in the workplace and in the public sphere. The qualitative research shows that women are expected to be emotionally strong and withstand any violence they experience at the hands of their partner, which contributes to low reporting rates to police or other organizations. This is reinforced by a cultural context that places responsibility on the victim, as opposed to the perpetrator.

Two in five women say that they have experienced physical and/or sexual violence at the hands of a partner or non-partner since the age of 15

Nearly half of women (45%) say that their friends would agree that “violence against women is often provoked by the victim”. In comparison, only 15% of women across the EU state the same. Similarly, two in five (40%) women believe that their friends would agree that “women who say they were abused often make up or exaggerate claims of abuse or rape” compared to 20% in the EU.⁷ Half of women believe that their friends would agree that “a good wife should obey her husband even if she disagrees”. But such attitudes are changing.

On a range of attitudinal statements tested in this research, the young, the better-educated and those living in urban areas say that their friends are distinctly less likely to agree with broad notions of women’s subservience to a male partner or that victims of violence are to blame for their experiences. It is important to recognize, however, that this does not negate forms of violence against these groups.

For example, younger women are more likely to indicate having been sexually harassed since the age of 15 (63%) compared to women overall (49%). Furthermore, the indicated prevalence of non-partner physical and/or sexual violence is the same among women who have tertiary education and those who have a lower level of education (both 5%).

The youngest age group was the most likely to suffer violence at the hands of their current partner (13% in the 12 months prior to the survey) compared to 10% among all Moldovan women with a current partner.

⁷ “Special Eurobarometer 449: Gender-based Violence”, European Commission, Directorate-General on Justice and Consumers, November 2016, accessed 12 April 2019, https://data.europa.eu/euodp/data/dataset/S2115_85_3_449_ENG.

Very few women reported the incidents of violence that they considered the most serious, which is substantiated by the half of women who believe that domestic violence is “a private matter” that should be kept within the family. While the names of non-governmental organizations (NGOs) working in the field of violence against women are familiar to some, they are not generally a port of call for women. Nearly half of victims talked to no one following their most serious incident of sexual harassment. For those who did, they chose to speak to a family member or friend rather than a specialist service or organization.

There are a number of barriers that prevent women from accessing services, including shame, fear, mistrust of the police and healthcare professionals, as well as a lack of long-term and practical support, such as housing and financial aid.

Conclusions

The study points towards the following conclusions and recommendations (see Chapter 8 for more details):

Social norms and attitudes contribute to gender inequality and a high prevalence of physical and psychological violence

Many of the women who took part in the research for this report expressed the belief that violence against women is common in Moldova, and, indeed, nearly three-quarters of them have experienced intimate partner psychological, physical and/or sexual violence. Traditional attitudes and norms contribute to the high prevalence, with over half of women believing that domestic violence is a private matter and nearly half holding victim-blaming views. The qualitative research revealed that psychological and sexual violence is considered normal in relationships.

Violence against women is underreported to the police and other organizations, and there is a lack of trust in the institutions that should provide support and services to victims

Although many women reported having suffered physical injuries and psychological consequences as a result of the most serious incident of physical and/or sexual violence they experienced, very few reported these experiences to the police or other institutions. Shame, fear of the perpetrator, lack of financial support and mistrust of services are identified among the barriers to reporting. Women are encouraged to seek mediation during divorce proceedings, and even when violence is reported, there is questionable success in terms of bringing the perpetrators to justice.

Specialized services for women survivors of violence are lacking and need to be improved, including for disadvantaged groups of women

Women and key experts in the qualitative research mentioned that there is a lack of special support services for women, including shelters and counselling services. They said that older women, women living in remote areas and Roma women are particularly unaware of their rights and these services.

Shame, fear, mistrust of the police and healthcare professionals, as well as a lack of long-term and practical support, such as housing and financial aid, [are barriers to accessing services]

Recommendations

The above findings and conclusions from the survey and the qualitative research provide the basis for a number of specific recommendations to address violence against women (see Chapter 8 for a detailed list of recommendations):

Strengthening referral and support mechanisms and monitoring implementation

For the Government

- Strengthen the referral mechanism and co-operation between service providers, collect good practices of co-ordinated response from both sides of the Dniester/Nistru River and ensure a legal framework for NGOs that provide services in the Transdnistria region. Ensure capacity-building for local public administration units with regard to VAW and gender issues, order that each town hall publicly display practical information on services for victims and perpetrators, and ensure that local authorities give more priority to domestic violence when it comes to budget allocation. Strengthen the current mechanism that allows victims to make claims against the authorities for failing to respond adequately, develop monitoring mechanisms and introduce standards for sanctioning staff for not applying due diligence.

For the Ministry of Justice and Ministry of Interior

- Ensure that, during court-sanctioned investigations, victims are interviewed only in accordance with special procedures, that it is mandatory for police and judges to inform victims of their rights, and examine the reasons why few victims of gender-based violence (GBV) benefit from legal aid. Revise the implementation of protection orders and put a clear monitoring mechanism in place.

Co-operation and multi-sectorial approach

For the Ministry of Justice, Ministry of Interior, Moldovan Bar Association, National Council for Guaranteed State Legal Aid, the National Institute of Justice

- Train legal experts to recognize different forms of violence; also teach them the soft skills needed to protect survivors during legal proceedings. Encourage lawyers to specialize in domestic violence and gender-based violence cases.

For the Ministry of Justice and Ministry of Interior and the National Institute of Justice

- Provide training to the police and other service providers on the causes and consequences of VAW and on the application of the legal framework.

For the Ministry of Health, Labour and Social Protection and the Ministry of Education, Culture and Research

- Train healthcare providers to identify VAW, to encourage victims to get the support they need and to ensure respectful treatment of victims. Develop incentives for professionals to attend training courses. Exchange good practices on training and revise existing training modules. Include in training modules the need to combat violence within ethnic communities, as well as persistent stereotypes, and conduct education programmes with the leaders of Roma communities. Training should be done through NGOs active in the field of violence against women.

Specialized services for women, including for disadvantaged groups

For the Ministry of Health, Labour and Social Protection

- Allow women to extend their stay at shelters beyond three months, to be decided on a case-by-case basis, and provide counselling services that women can access anonymously. Organize specialized shelters for women with very young children, young Roma women and young girls.
- Develop social housing for victims and provide funding to the programmes helping women to become financially independent.
- Develop training for young couples who want to get married, and include information about their rights and what to do if violence occurs.
- In partnership with accredited social services, develop programmes and courses for perpetrators, and provide counselling services for perpetrators.
- Enable social workers to work more on the problem of violence.

Information and awareness-raising campaigns

For the Ministry of Health, Labour and Social Protection

- Organize information and awareness-raising campaigns, including activities in rural areas and activities involving women survivors of violence. Develop targeted information activities for girls and children without parental care, women from religious communities, partners of workers in the forestry sector and other remote areas.

For the Ministry of Education, Culture and Research

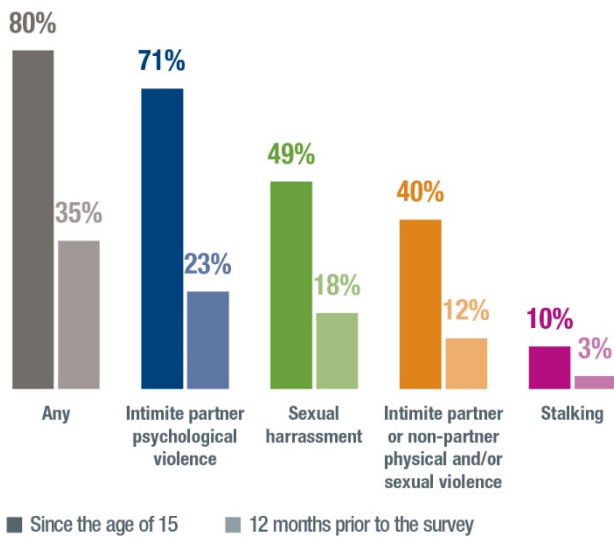
- Educate children, at appropriate ages, about gender stereotypes and introduce curricula and training on various types of gender-based violence.



A quantitative survey was conducted among a representative sample of women aged 18 to 74 living in Moldova. A total of 1,802 interviews were conducted face-to-face between April and August 2018. Data have been weighted to the known population profile.

HIGH PREVALENCE OF DIFFERENT FORMS OF VIOLENCE AGAINST WOMEN

HIGH PREVALENCE OF DIFFERENT FORMS OF VIOLENCE AGAINST WOMEN



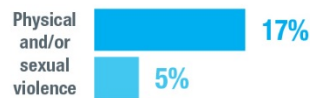
950,000*
women have experienced some form of sexual harassment, stalking, intimate partner violence, or non-partner violence (including psychological, physical or sexual violence) since the age of 15

388,000*
women have experienced intimate partner physical and/or sexual violence

200,000*
have experienced non-partner physical and/or sexual violence

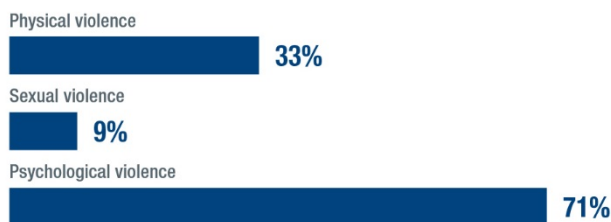
*Approximate figures

ONE IN SIX WOMEN HAS EXPERIENCED NON-PARTNER PHYSICAL AND/OR SEXUAL VIOLENCE



■ Since the age of 15 ■ 12 months prior to the survey

INTIMATE PARTNER VIOLENCE

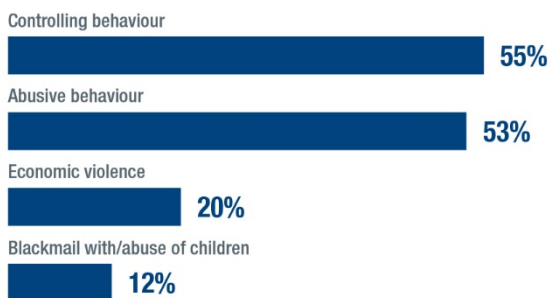


SDG 5.2.1: Intimate partner physical, sexual or psychological violence in the 12 months prior to the survey



■ Since the age of 15 ■ 12 months prior to the survey

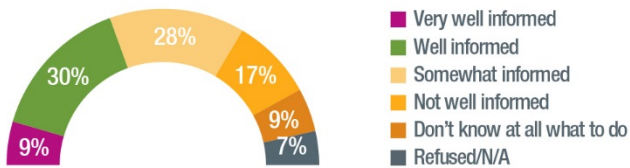
INTIMATE PARTNER PSYCHOLOGICAL VIOLENCE IS THE MOST WIDESPREAD FORM



Base: Prevalence of sexual harassment, stalking, and non-partner violence are based on all women aged 18-74 (1,802); intimate partner violence is based on all ever-partnered women (1,698)

LOW LEVELS OF REPORTING AND AWARENESS

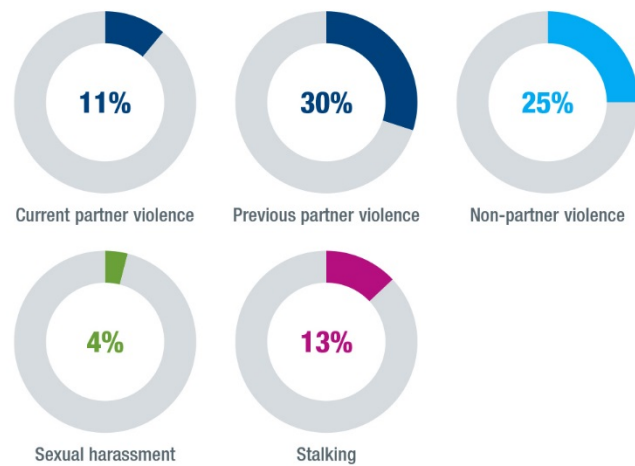
MANY WOMEN DO NOT FEEL INFORMED ABOUT WHAT TO DO IF THEY EXPERIENCED VIOLENCE



Base: All women aged 18-74 (1,802)

LOW LEVELS OF REPORTING TO POLICE

% who contacted the police directly following the most serious incident of violence



Base: All women aged 18-74 who identify a most serious incident of each form of violence - current partner (214), previous partner (224), non-partner (193), sexual harassment (451), stalking (88)

SILENCING AND VICTIM-BLAMING ATTITUDES

■ Totally/tend to agree ■ Totally/tend to disagree

Q: Would your friends generally agree or disagree with the following statements?

It is a wife's obligation to have sex with her husband even if she doesn't feel like it



A good wife obeys her husband even if she disagrees



Q: To what extent would you agree or disagree with the following statements?

Violence against women is often provoked by the victim



Domestic violence is a private matter and should be handled within the family

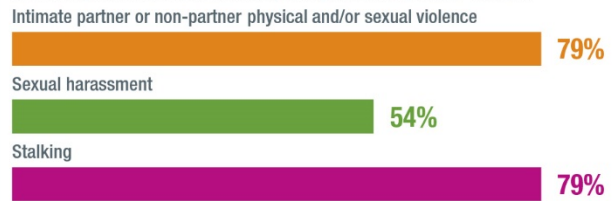


Base: All women aged 18-74 (1,802)

IMPACT OF THE MOST SERIOUS INCIDENTS

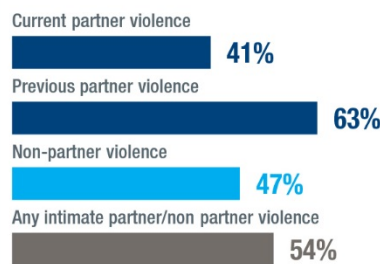
VIOLENCE CAUSES PSYCHOLOGICAL SUFFERING

% who experienced one or more psychological consequences due to...



VIOLENCE CAUSES PHYSICAL SUFFERING

% who suffered one or more physical consequences due to...



This translates into 190,000 women* who were left with an injury or physical consequence, considering only the most severe cases they identified during their adult lifetime.

*Approximate figures

Base: All women aged 18-74 who identify a most serious incident of each form of violence - sexual harassment (451), stalking (88), current partner (214), previous partner (224) non-partner (193), any intimate partner/non partner violence (515)

PREVALENCE OF VIOLENCE BY RESIDENTIAL AREA



Base: All women aged 18-74 living in an urban area (701) or a rural area (1,101); all ever-partnered women living in an urban area (669) or a rural area (1,029)

Figures regarding % of women who suffered from a physical consequence have been updated - figures from previous versions of this report should be disregarded.

Contents

Background.....	i
Executive summary	iii
Contents	2
1. How to read the data.....	5
2. Legal, institutional and policy context.....	10
3. Attitudes towards gender roles and violence against women	19
4. Violence against women in Moldova	25
5. Conflict and violence.....	43
6. Impact of violence on women’s lives and barriers to seeking support	49
7. Experiences of violence among specific groups of women	61
8. Key conclusions and recommendations	67
ANNEXES	75



1. How to read the data

Introduction and main research goals

The OSCE-led survey captures the prevalence of violence against women in Moldova based on a representative sample of the adult population of women (1,802 women aged 18–74). The key demographics used in the research were women’s age, work status, whether they lived in a rural or urban area and whether they were affected by conflict or not. The main goals of the study are to provide evidence of the prevalence of VAWG and its consequences for women’s health and well-being for the purposes of policy-making. The main research questions were:

- What is the extent of violence experienced by women in Moldova?
- Which forms of violence do women experience in Moldova?
- Who are the perpetrators of violence against women?
- What are the consequences of violence for women’s health and well-being?
- Do women report their experiences to the police or other authorities or organizations? If not, why not?
- Are there differences between women’s experiences of violence depending on their age, education, professional status, income or whether they are from a minority group or a rural area?

The study also aimed to achieve a better understanding of the above in light of whether women had experienced an armed conflict based on the definitions used in the study (see more in Chapter 5).

The OSCE-led survey asked women to distinguish between incidents that have occurred since the age of 15 and the twelve months before the survey interview. This provides data that are of direct policy relevance with respect to current practice, such as reporting and responses to victims.

Comparability with EU data and with the area covered by the OSCE-led survey

This research is based on the methodology used by the European Union Agency for Fundamental Rights (FRA) for its 2012 survey on violence against women in 28 European Union member states⁸. This OSCE-led survey is therefore comparable to the FRA’s survey. The European Institute for Gender Equality uses the FRA’s data in its current work and plans to use the findings of this study in the future. Finally, the OSCE study includes selected Eurobarometer⁹ questions on attitudes towards VAW.

⁸ Violence against women: an EU-wide survey. Main results (Vienna: European Union Agency for Fundamental Rights, 2015), accessed 26 January 2019, <http://fra.europa.eu/en/publication/2014/violence-against-women-eu-wide-survey-main-results-report>.

⁹ “Special Eurobarometer 449: Gender-based Violence”, European Commission, Directorate-General on Justice and Consumers, November 2016, accessed 26 January 2019, https://data.europa.eu/euodp/data/dataset/S2115_85_3_449_ENG.

Reluctance to share

In order to better understand the prevalence of VAW, context is very important. The OSCE added to the survey several questions on norms, attitudes and behaviour of women and their family and friends (including men), in relation to violence and experiences of reporting abuse. In comparing the OSCE's data with the EU's data on gender attitudes and norms (Eurobarometer No. 449)¹⁰ this study suggests that where more women feel that domestic violence is a private issue, there is a tendency that fewer women report experiences of violence to the police and other organizations than in countries where there is a longer tradition of raising awareness of violence against women. The qualitative research confirms the taboo and shame linked to sexual violence is particularly prevalent.

Prior research

The National Bureau of Statistics in Moldova carried out the first national prevalence survey on domestic violence against women in 2010 using a sample of 1,116 women.¹¹ The survey was implemented using the methodology developed by the United Nations Economic Commission for Europe adjusted to the national context and covering psychological (including social isolation and controlling behaviour), physical, sexual and economic violence during one's lifetime and in the 12 months prior to the survey. According to the survey results, the total prevalence of partner violence over one's lifetime (psychological, physical or sexual) was 63.4%. The prevalence of any form of intimate partner violence (IPV) in the 12 months preceding the survey was 26.8%. Although violence occurs in all areas and among all groups of women, there were differences in the risk of violence depending on various socio-demographic factors. The prevalence was higher, for example, among women living in rural areas than those living in urban areas, and among women aged 45–54 compared to other age groups. Marital status also proved to be an important predictor of violence, as divorced or separated women were much more exposed to violence at the hands of their partners (84%) than other women, while the prevalence was lowest among women cohabiting with a partner (53.1%). The prevalence was lower among highly educated women, as well as among inactive and unemployed women in comparison with those who were employed. The most prevalent form of violence committed by a current or former partner was psychological violence, followed by physical violence, controlling behaviour, sexual violence and then economic violence. According to the survey findings, non-partner violence was much less prevalent. Women exposed to violence frequently reported the experience of physical violence but mainly to family members or friends and much less frequently to the police or other support services. One out of every four women experiencing physical violence at the hands of a partner reported it to the police, but only 7% of them requested medical assistance. The reasons given for not reporting the violence included the belief that they could cope on their own, that they could resolve the issue alone, shame, that they lacked trust in the support system, or that they were afraid of their partner.

¹⁰ "Special Eurobarometer 449: Gender-based Violence", European Commission, Directorate-General on Justice and Consumers, November 2016, accessed 12 April 2019, https://data.europa.eu/euodp/data/dataset/S2115_85_3_449_ENG.

¹¹ Violence against Women in the Family in the Republic of Moldova (Chisinau: Statistica Moldovei, 2011), accessed 12 April 2019, http://www.statistica.md/public/files/publicatii_electronice/Violenta/Raport_violen_fem_eng.pdf.

Comparison of key indicators between the Moldova National Survey (2011-2012) and the OSCE led (2018) survey

In the following table, the prevalence rates of different forms of intimate partner violence (physical, psychological and sexual) since the age of 15 and in 12 months prior to the survey are presented from two different sources: the Moldova National Survey, conducted in 2011/2012, and the OSCE-led survey.

When comparing prevalence rates, it should be noted that differences are partly due the different methodologies and definitions used. When comparing, it is important to consider that even small differences in the behaviors discussed in the questionnaires can produce significant differences in prevalence rates.

In particular, there are differences in sampling strategies, for example while the Moldova National Survey included only women aged 15–65, the OSCE-led survey was conducted among women aged 18–74.

With regards to the definitions used to measure IPV, for psychological violence, the OSCE-led survey included several categories not included in the National Survey in relation to controlling and threatening behaviors in particular, while the National Survey included umbrella categories covering this. For physical violence, the behaviors measured were very similar across the two surveys. For sexual violence, the National Survey included a category for forced sex with elements of humiliation, which the OSCE-led survey did not, while the OSCE-led survey includes attempted sexual violence, which the National Survey did not.

Table 1.1: Comparison of key indicators

Indicator	Moldova National Survey: % of ever partnered women aged 15–65 years old	OSCE-led survey: % of ever partnered women aged 18–75 years old
IPV (psychological, physical or sexual) since the age of 15	63.4	73
IPV (psychological, physical or sexual) in the 12 months prior to the survey	26.8	25
Intimate partner psychological violence since the age of 15	60	71
Intimate partner psychological violence in the 12 months prior to the survey	25.7	23
Intimate partner physical violence since the age of 15	40	33
Intimate partner physical violence in the 12 months prior to the survey	9	9
Intimate partner sexual violence since the age of 15	19	9
Intimate partner sexual violence in the 12 months prior to the survey	4	2

A guide to interpreting survey data

Where the percentages provided do not add up to or exceed 100, this may be due to rounding, the exclusion of “don’t know” responses or the fact that respondents were able to provide multiple answers to certain questions.

Privacy and anonymity

Interviews were conducted face to face by trained and experienced female interviewers. Interviews were conducted by using a tablet and in private on the basis of the principles of informed consent. The women interviewed were informed that all the data collected would be confidential and anonymized.

Forms of violence covered

The findings presented in this report are based on a set of questions asked in the OSCE-led survey concerning violence against women perpetrated by a non-partner or an intimate partner, as well as instances of sexual harassment, stalking, childhood violence and the impact of conflict on gender-based violence. The questionnaire was based on the definitions established in the Council of Europe Convention on Preventing and Combating Violence against Women and Domestic Violence (Istanbul Convention).

To measure the (reported) prevalence of each type of violence, women were asked if they had experienced a range of different forms of violence in various reference periods as detailed in Chapters 4 and 5 of this report.

- Regarding **physical** and **sexual violence**, a list of questions that were asked in the research can be found on page 23 of Chapter 4.
- Regarding **psychological violence**, a list of questions that were asked in the research can be found on page 29 of Chapter 4.
- In terms of **sexual harassment**, women in the survey were asked the questions listed on page 32 of Chapter 4.
- For **stalking**, women in the survey were asked the questions listed on page 31 of Chapter 4.

In this research, childhood violence refers to violence before the age of 15. A list of questions that were asked about experiences of childhood violence can be found on page 37 of Chapter 4. The questions, methodology and the age of the respondents used in the OSCE-led survey differs from those used in the Adverse Childhood Experiences¹² surveys as well as the Multiple Indicator Cluster Surveys¹³ and the prevalence rates of childhood violence are not comparable.

Regarding the chapter on conflict and gender-based violence (Chapter 5), **armed conflict** was defined for the purposes of this research as armed fighting between two or more organized groups, attacks on communities or general insecurity caused by conflict, while women considered directly conflict-affected are those who have lived in a situation where there was an active armed conflict for a period of at least one week and who answered “yes” to at least one of the questions listed on page 41 of Chapter 5.

Partners include individuals to whom the respondents were married, with whom they were cohabiting or with whom they were involved in a relationship without cohabiting. Non-partners include all perpetrators other than women’s current or previous partners.

12 World Health Organization, Adverse Childhood Experiences International Questionnaire (ACE-IQ) accessed 26 March 2019, https://www.who.int/violence_injury_prevention/violence/activities/adverse_childhood_experiences/en/

13 UNICEF, Multiple Indicator Cluster Survey (MICS) accessed 26 March, https://www.unicef.org/statistics/index_24302.html

The **most serious incident** is defined as the incident that had the biggest impact on the surveyed women, either physically or psychologically.

An overview of the qualitative research

Fifteen key experts working in Moldova shared their views on the current state of how governmental institutions and NGOs are working to prevent VAWG, what support is available to women who have experienced VAWG and what improvements they recommend. These experts included representatives of international organizations and of governmental and non-governmental institutions.

Eight focus group discussions were conducted with women from different age groups, women living in urban and rural parts of Moldova, women from different minority groups (Gagauz, Roma, Russian) and women who have experienced armed conflict. One focus group was held in the Transdniestria region.

The aims of these discussions were:

- To understand societal attitudes towards women generally and to understand VAWG and the perpetrators of such violence;
- To explore how attitudes towards VAWG have changed over time, including in periods of conflict;
- To explore the degree to which women are aware of existing support measures, their views on those measures and any barriers that might prevent them from accessing support; and
- To identify how prevention and support could be improved.

Four in-depth interviews were conducted with survivors of violence, including women with a disability. The aims of these interviews were:

- To explore the forms of violence that women have experienced throughout their lifetime and the impact of conflict;
- To identify barriers to disclosing experiences and to seeking support, and to explore reasons why some women choose to disclose their experiences and others do not;
- To understand the support received, to identify gaps in service provision and to identify the unmet needs of women from specific minority groups (e.g., women from an ethnic minority or with a disability); and
- For women who have gained access to support (formal or informal), to understand how they were able to access such support and the impact this had on them.

2. Legal, institutional and policy context

This chapter briefly reviews the context, key national legislation related to violence against women¹⁴, prevention and protection of women against violence, data collection and the impact of conflict on women. It draws on the views of the 15 key experts who were interviewed and the literature review, including reference to the latest (2013) Concluding Observations of the UN Committee on the Elimination of Discrimination against Women (CEDAW Committee).¹⁵

Introduction

Violence against women and girls (VAWG) impacts the lives of millions of women and girls and hampers progress towards comprehensive security for all. The OSCE, as the world's largest regional security organization, recognizes that VAWG not only affects women's personal safety and security, but also prevents them from participating in society or from using their skills and knowledge to their full potential.

The OSCE-led survey focused on gender-based violence against women perpetrated by their partners, family members, friends, acquaintances and colleagues, as well as unknown perpetrators.

Violence against women is a violation of the rights and fundamental freedoms of women, and a manifestation of historically unequal power relations between men and women.¹⁶ As gender inequality lies at the root of gender-based violence, it is important to take into account the broader context of women's status in the OSCE region in order to assess their safety and well-being.

In Moldova, like in many other countries in the region and around the world, these structural inequalities are visible in different areas: political and economic participation; access to assets, income and services; participation in the economy; and in living standards and quality of life.

Women in Moldova are underrepresented in positions of political power, and they do not have the same influence on policies, laws and reforms that shape socio-economic development as men have. Less than a quarter (21%) of members of parliament in Moldova are women, while 25% of cabinet ministers are women.¹⁷

14 Trafficking in human beings and, more specifically, trafficking in women and girls for purposes of sexual exploitation is a form of gender-based violence against women. It is a serious human rights issue and a security issue. This study did not include questions on this type of violence, as researching trafficking in human beings includes a very high risk for its victims, and a household survey is not the appropriate research method. The FRA survey on which the OSCE-led survey is based did not investigate trafficking in women and girls either.

15 "Responses to the list of issues and questions with regard to the consideration of the fourth and fifth periodic reports: Republic of Moldova", United Nations Human Rights, Office of the High Commissioner, Committee on the Elimination of Discrimination against Women (CEDAW Committee), 2013, accessed 12 April 2019, <http://undocs.org/CEDAW/C/MDA/Q/4-5/Add.1>.

16 United Nations Declaration on the Elimination of Violence against Women, 1994.

17 "Portret Statistic Al Femeilor și Bărbaților în Republica Moldova în Anul 2016", Biroul Național De Statistică, 6 March 2018, accessed 12 April 2019, <http://www.statistica.md/newsview.php?l=ro&idc=168&id=5935>.

Women do not participate in the economy on an equal basis with men. Despite attaining a higher level of education on average, women are underrepresented in the labour market and earn less than men. The employment rate among women 15 years of age and older was 44% in 2018, which was lower than that of men (49%).¹⁸ On average, women are paid 14% less than men, with the largest pay gap in the financial and insurance sector, at 41%.¹⁹

Inequality in the labour market leads to numerous consequences, such as pension gaps and a greater risk of poverty among women than men. The average old-age pension for women in the agricultural sector covers only 76% of the subsistence minimum for pensioners compared to 80% for men. In non-agricultural sectors, the average pension for men exceeds the minimum subsistence level by 26%, while it only covers 93% of the minimum subsistence level for women.²⁰

While participating less in paid work, women bear a disproportionate workload in terms of household maintenance and family care. Women and girls 10 years of age or older spend on average 1.2 hours more per day than men on common household chores, such as cooking, washing dishes, doing laundry and ironing. At the same time, they spend less time on sport and recreation.²¹

Violence against women committed by partners, family members, friends, colleagues or unknown perpetrators can only be fully understood within this context, as instruments available to eliminate it are limited or reinforced by actions in other areas in which women are not equal.

2.1: National legislative framework and implementation

Moldova, one of the most economically challenged countries in Europe,²² emerged as an independent republic following the break-up of the Soviet Union in 1991. Moldova has ratified or inherited a number of international commitments on gender equality, including:

- The UN Convention on the Elimination of All Forms of Discrimination against Women (1980) and its Optional Protocol. This was reinforced by the Beijing Declaration and Platform for Action (1995), which commits states parties to take steps to improve gender equality, and the Millennium Development Goals.
- In 2015, Moldova adopted the United Nations Sustainable Development Goals (SDGs), which aim to address global challenges, such as poverty, inequality and climate change, and also to improve access to health and education, while also building strong institutions and partnerships. One of the SDGs is Goal 5 on gender equality and women's empowerment, with the specific target 5.2: "Eliminating all forms of violence against women and girls in the public and private spheres, including trafficking and sexual and other types of exploitation".
- Moldova signed the Council of Europe's 2011 Istanbul Convention on 7 February 2017 but has not yet ratified it. It is not a party to the UN Convention on Consent to Marriage, Minimum Age for Marriage and Registration of Marriages or the European Convention on the Compensation of Victims of Violent Crimes.

18 "Activity, Employment and Unemployment Rates by Rates, Sex, Area, Years and Quarters", National Bureau of Statistics of the Republic of Moldova, accessed 12 April 2019, [http://statbank.statistica.md/pxweb/pxweb/en/30 Statistica sociala/30 Statistica sociala_03 FM_03 MUN_MUN010/MUN010200.px/?rxid=b2ff27d7-0b96-43c9-934b-42e1a2a9a774](http://statbank.statistica.md/pxweb/pxweb/en/30%20Statistica%20sociala/30%20Statistica%20sociala_03%20FM_03%20MUN_MUN010/MUN010200.px/?rxid=b2ff27d7-0b96-43c9-934b-42e1a2a9a774).

19 "Portret Statistic Al Femeilor și Bărbaților în Republica Moldova în Anul 2016".

20 "Portret Statistic Al Femeilor și Bărbaților în Republica Moldova în Anul 2016".

21 "Utilizarea timpului în Republica Moldova", Biroul Național De Statistică, 2013, accessed 12 April 2019, http://www.statistica.md/public/files/publicatii_electronice/Utilizarea_timpului_RM/Utilizarea_timpului_RM.pdf.

22 "The World Factbook: Moldova", Central Intelligence Agency, 1 February 2018, accessed 12 April 2019, <https://www.cia.gov/library/publications/the-world-factbook/geos/md.html>.

OSCE-led survey on violence against women: Moldova

Moldova's national legislation covers gender equality, domestic violence, sexual harassment, sexual and physical assault, rape within marriage, mandatory reporting and sex-disaggregated data collection. Domestic violence and marital rape were criminalized by means of an amendment to the Criminal Code in 2010.²³ The Law on Preventing and Combating Family Violence (2007) tackles domestic violence, covering responsibilities for the police, judiciary, probation services, legal aid, health, social protection and victims' rights to counselling for physical, psychological and social rehabilitation. It also establishes procedures for the creation of centres for the rehabilitation of victims.

The 2013 CEDAW Committee report welcomed the progress achieved in Moldova in undertaking legislative reforms, including amendments to the Criminal Code criminalizing domestic violence, marital rape, sexual abuse and harassment, forced marriage and other forms of gender-based violence; amending the Law on Social Assistance and Social Services to provide benefits to women victims of abuse who have obtained a protection order; and measures to establish a co-ordinated network of institutions responsible for the protection, support and rehabilitation of victims of domestic violence. It also commended the ratification of international conventions concerning violence against women.

However, Moldova has yet to fully address concerns expressed by the CEDAW Committee (2013) about the implementation of legislation on violence against women, services for survivors, penalties for perpetrators, data about the incidence of violence against women and information for victims or those at risk. It has also yet to successfully confront the patriarchal cultural issues that underpin violence against women. This is acknowledged by the Government in the European Bank for Reconstruction and Development's Moldova Country Strategy 2017–2022.²⁴ The Committee was also concerned about the situation of women in the Transnistria region (Section 1.6).

The experts who took part in the qualitative research echoed these concerns. Although the 2007 legislation was a major step forward, the experts said that sexual, psychological, spiritual²⁵ and economic violence were not perceived or treated as seriously as physical violence. The law also stipulates that violence must result in some damage to the victim's health. Legal experts interviewed said that there was a lack of clarity in what psychological, sexual, economic and spiritual violence were and how these could damage the health of victims. They reported inadequate sentencing for psychological and economic violence, reticence on the part of the judiciary to accept recent legislative changes, limited access by survivors to specialized services as a result of the territorial distribution of support centres and the limited number of available places, and unequal treatment of women by the judiciary as a result of accepted traditional gender roles and norms. According to the experts, the following cultural barriers to progress reported by the 2013 CEDAW Committee were still applicable:

- Patriarchal social norms and a lack of trust in the judicial system: women who report instances of violence often retract their complaints to protect the perpetrator;
- Poor handling of cases after they are reported, e.g., the police not recording reported cases as crimes and judges not granting protection orders.

In March 2017, however, the police started issuing emergency restraining orders after legislative amendments were put into force.²⁶

²³ Ibid.

²⁴ "Moldova Country Strategy 2017-2022", European Bank for Reconstruction and Development, accessed 29 April 2019, www.ebrd.com/strategy-and-policy-coordination/strategy-for-moldova.pdf

²⁵ The Law on Preventing and Combating Family Violence (2007) defines spiritual violence as underestimating or demeaning the importance of the need to satisfy moral and spiritual needs by prohibiting, limiting, ridiculing or punishing the aspirations of family members for cultural, ethnic, linguistic or religious values by imposing a system of unacceptable personal values or by other actions with similar effects or repercussions.

²⁶ An emergency restraining order is aimed at protecting the victim in the shortest possible time. Based on a risk assessment, where there is a reasonable suspicion that domestic violence has been committed, or is imminent, the police should immediately issue an emergency restraining order against the aggressor in an effort to resolve the crisis. It is issued for up to 10 days, during which time the victim has the right to request, under the law, that a protection order be issued. Police statistics on the number of emergency restraining orders issued are published on politia.md, which makes it possible to track how many emergency restraining orders were issued since this practice was introduced.

2.2: Institutional mechanisms and co-operation

A number of strategies that address human rights protection and the prevention of discrimination have been put in place, including the Inter-ministerial Co-ordinating Council in the Field of Preventing and Combating Domestic Violence (2012), which comprises representatives of relevant organizations in public administration and civil society to discuss issues relating to the prevention of domestic violence. On 22 February 2018, the Government adopted a national strategy for preventing and combating domestic violence and violence against women for the period 2018–2023.²⁷ The strategy is aligned with the provisions of the Istanbul Convention and provides, among other measures, for integrated policies, multisectoral co-operation, protection mechanisms and services for survivors.²⁸

The Ministry of Health, Labour and Social Protection is responsible for co-ordination and developing strategies, action plans and legal initiatives to prevent and combat violence against women. Other ministries, such as the Ministry of Internal Affairs and the Ministry of Education, have specific roles to prevent, educate, identify, monitor and solve cases of domestic violence or deal with the results of such cases. Co-operation between institutions that deal with gender-related matters takes place in different forms depending on the nature of the issue and the stakeholders involved:

- The Ministry of Internal Affairs' Methodological Instructions for Preventing Domestic Violence (2012), which established the duties of public, local and central bodies in the identification and prevention of family violence and was recently replaced by two subsequent instructions. The Order of the General Police Inspectorate (OIGP) from 2017 (OIGP No. 134/2017) and the Conception Regarding Primary Psychological Assistance Offered to Victims of Violence in the Family in Crisis Situations (OIGP No. 168/2018), both amended in 2018 (OIGP No. 360/2018). The standard operational procedure for police intervention in cases of domestic violence was approved in 2017 (OIGP No. 449/2017).
- The Ministry of Health's Guidelines Regarding the Intervention of Medical Institutions in Cases of Domestic Violence (2012) provides guidance on the intervention of medical institutions in cases of domestic violence.
- Instructions Regarding Intervention in the Territorial Structures of Social Assistance and Medical Institutions in Cases of Violence in the Family were elaborated by the Ministry of Health, Labour and Social Protection and piloted from November 2018 to March 2019, in five districts.

²⁷ "Moldovan Government Adopted the National Strategy on Prevention and Combating Violence against Women and Domestic Violence for 2018-2023", United Nations in Moldova, accessed 12 April 2019, <http://md.one.un.org/content/unct/moldova/en/home/presscenter/press-releases/guvernul-a-adoptat-strategia-naional-de-prevenire-i-combatere-a-.html>.

²⁸ "Cu privire la aprobarea Strategiei naționale de prevenire și combatere a violenței față de femei și violenței în familie pe anii 2018-2023 și a Planului de acțiuni pentru anii 2018-2020 privind implementarea acesteia", Guvernul Republicii Moldova, accessed 12 April 2019, https://gov.md/sites/default/files/document/attachments/intr26_49.pdf.

2.3: Availability of administrative and other data

Administrative data disaggregated by sex, age, ethnicity, disability, geographical location and socio-economic background is necessary for an accurate assessment of the situation of women, gender inequalities and the extent and nature of violence against women. Without data, it is not possible to take evidence-based corrective action.

The Ministry of Internal Affairs (MIA) and the Ministry of Health, Labour and Social Protection (MHLSP) currently provide data on violence against women.²⁹ The MIA has been posting monthly reports on its website since 2003 on the number of crimes committed nationally,³⁰ and MHLSP data is also in the public domain. Specialized police statistics on domestic violence, which include some disaggregated data, are published online every quarter.³¹ The National Bureau of Statistics undertakes periodic national surveys on violence against women, most recently in 2011, with the next survey due to take place soon. NGOs also play an important role in data collection because they provide relevant ministries with data on their own cases.

The 2013 CEDAW Committee recommended that the system of data collection be enhanced to ensure that data is disaggregated by type of violence and by the relationship between the perpetrator and the victim. The state should support research in this field and ensure that the information and data collected are made available to the public.³²

The experts interviewed for this report said that these problems have not been resolved. The main problem, they said, is that data is collected by different agencies using different methodologies, making it difficult to understand the true extent and nature of the problem. MIA³³ and MHLSP data³⁴ is not systematically disaggregated by the gender, age, urbanity and locality of survivors of violence against women, nor do they track changes over time. There is, however, some disaggregated data on perpetrators. The National Bureau of Statistics does not provide any information about cases of violence in its quarterly or annual statistics. One expert mentioned that the data currently being collected does not cover all types of violence outlined in the Istanbul Convention. One NGO expert said: "There is no collaboration at the data exchange level between the service provider and [the] government: [the] Ministry of Justice and [the] Ministry of Health and Social Protection. For instance, in 2014 we established that about 3,000 cases were investigated by [the] police, but only 374 cases were registered by social assistance."

29 "Rapoarte De Activitate", Ministerul Sănătății, Muncii și Protecției Sociale, accessed 12 April 2019, <https://msmps.gov.md/ro/advanced-page-type/rapoarte-de-activitate>.

30 Ministry of Internal Affairs, Statistical data, <http://www.mai.gov.md/ro/advanced-page-type/date-statistica>

31 "Rapoarte Si Evaluari", Poliția Republicii Moldova, accessed 12 April 2019, <http://politia.md/ro/advanced-page-type/rapoarte-si-evaluari>.

32 CEDAW Committee.

33 Ministry of Internal Affairs, Statistical data, <http://www.mai.gov.md/ro/advanced-page-type/date-statistica> [See above.]

34 "Rapoarte De Activitate".

2.4: Prevention, protection and support

Preventive interventions can help raise awareness, develop understanding and effectively address violence against women.

A number of broad preventive activities are carried out in Moldova:

- Developing the criminal justice system so that perpetrators are held accountable for the offences they commit.
- Providing adequate social, medical, psychological and legal assistance to victims of violence against women. An OSCE evaluation of the National Programme on Ensuring Gender Equality for 2010–2015³⁵ found that a number of activities to prevent violence against women and girls had been implemented. They noted an increasing number of protection orders issued by the police, as well as the development of educational programmes and information and awareness-raising campaigns targeting the general public on preventing and combating trafficking in human beings and violence against women.
- Organizing and implementing information and education campaigns, in particular to deal with gender stereotypes. A number of NGOs, e.g., La Strada, have organized campaigns. Experts particularly referred to the annual “16 Days of Activism against Gender-Based Violence”³⁶ campaign, which raises awareness of violence against women and influences perceptions of gender roles.

A range of training courses have been put in place for justice practitioners, law enforcement officers and other professional staff. The 2016 activity report of the MHLSP identified training programmes by the police, NGOs³⁷ and international organizations.³⁸ Some training and capacity-building were facilitated through international assistance. A training course for multidisciplinary team members in various locations was carried out by the MHLSP with the support of the International Organization for Migration and the NGO HelpAge. The OSCE implemented a training project to combat violence against women that included capacity-building activities and training representatives of district police commissariats and social protection specialists, as well as multidisciplinary teams from different regions on handling domestic violence cases and supporting victims. These training seminars prepared legal professionals and service providers to investigate and prosecute domestic violence and trafficking cases more efficiently; training was also provided for psychologists, prosecutors and judges on interviewing techniques.³⁹

35 “Evaluation Report on the Implementation of the National Programme on Ensuring Gender Equality for 2010-2015”, OSCE. [I couldn’t find this report. Do we know when it was published? Can we provide a link to the report on the OSCE website?]

36 “Days of Activism: 2018”, UN Women, accessed 12 April 2019, <http://www.unwomen.org/en/what-we-do/ending-violence-against-women/take-action/16-days-of-activism>.

37 Such as the Women’s Law Centre and La Strada.

38 Such as the United Nations Development Programme, Unite Nations Population Fund, the OSCE Mission to Moldova, the International Organization for Migration in Moldova (IOM Moldova) and UN Women.

39 “The Secretary General’s 2015 Annual Evaluation Report on the Implementation of the 2004 OSCE Action Plan for the Promotion of Gender Equality”, OSCE, 21 July 2016, accessed 12 April 2019, <http://www.osce.org/secretariat/258281?download=true>.

OSCE-led survey on violence against women: Moldova

The CEDAW Committee concluded in 2013 that the prevention of violence against women was hindered by the inadequate implementation of laws aimed at the elimination of discrimination against women, the lack of awareness by the judiciary of women's rights and relevant national legislation, the lack of anti-discrimination funding, the lack of training and the need to supplement court-ordered protection with a system of police-ordered protection and to enable the issuance of police emergency protection orders. The experts who took part in the qualitative research expressed concern about the fact that some of these issues had still not been resolved. This was based on what they saw as financial constraints on the provision of training, cultural norms and stereotypes and practical inadequacies in the system (insufficient capacity, a reduced number of women's applications for protection, insufficient identification and reporting of violence cases in schools and insufficient co-ordination of efforts undertaken by state institutions, local civil society organizations and development partners).

Women survivors of violence, or those at risk of violence, need access to protection and basic services. Protective services in Moldova include Trust Line, which provides psychological and legal counselling and directs cases to the appropriate specialized service. There are eight support centres in Moldova that provide temporary accommodation and a variety of associated services such as psychological counselling, social assistance, primary medical care and legal assistance. There is also a range of support provided by NGOs and international agencies. In 2016, for example, the OSCE's Mission to Moldova supported the provision of legal aid as part of its ongoing project to ensure better access to legal information in four districts of Moldova.

2.5: Consequences of conflicts for women

Immediately following Moldova's independence from the Soviet Union in 1991, political tensions in the country led to the outbreak of the Transdniestrian conflict of 1990–1992. In the final years of the Soviet Union, the predominantly Russian- and Ukrainian-speaking population on the left bank of the Dniester/Nistru River became alarmed at the prospect of unification with Romania. The Transdniestrian region unilaterally declared independence from Moldova in 1990 to form the "Pridnestrovian Moldavian Republic" ("PMR"). A short, but bloody conflict ensued, and the left bank has been a *de facto* republic since the 1992 ceasefire.⁴⁰ A peace process is ongoing. The parties meet regularly in the so-called 5 + 2 format, which includes Moldova and the PMR as parties to the conflict, with Russia, Ukraine and the OSCE as mediators, and the United States and the European Union as observers.

Moldova continues to suffer from the consequences of the conflict. In 1992, some 130,000 people were displaced (51,000 of them became internally displaced persons). There have been particular issues relating to violence against women in the Transdniestrian region. The 2013 CEDAW Committee report encouraged the Government to abide by its undertaking made during the universal periodic review in 2011 to work on the promotion of human rights in the Transdniestrian region. The Committee was concerned that women in the Transdniestrian region did not enjoy the same protection as women elsewhere in Moldova and urged the Government to initiate co-operation with the *de facto* authorities of the Transdniestrian region and other relevant stakeholders to afford women in the Transdniestrian region greater protection and enjoyment of their human rights.

⁴⁰ "Moldova country profile", BBC, 26 February 2019, accessed 12 April 2019, <http://www.bbc.co.uk/news/world-europe-17601580>.

2. Legal, institutional and policy context

One consequence of the conflict on violence against women is the higher number of firearms held by civilians—predominantly in the hands of men rather than women. A UNDP/SEESAC report in 2016⁴¹ found that the use, misuse and effects of small arms and light weapons are heavily gendered and have differentiated impacts on women and men, with the latter accounting for the **overwhelming majority (96%) of firearms owners in** Moldova. More positively, the report found that firearms are used less in Moldova than elsewhere in South-eastern and Eastern Europe. Furthermore, in Moldova, a person being given an enforceable sentence relating to violence against women or proceedings being initiated are grounds to withhold consent for authorization to possess a firearm.

41 Dragan Božanić, Gender and SALW in South East Europe: Main Concerns and Policy Response (Belgrade: South Eastern and Eastern Europe Clearinghouse for the Control of Small Arms and Light Weapons, 2016), accessed 12 April 2019, http://www.seesac.org/f/docs/Armed-Violence/Gender_and_SALW_publication_eng-web.pdf.



50%

Half of women in Moldova aged 18–74 believe that their friends would agree that “a good wife obeys her husband even if she disagrees.”



15%

Nearly one in six women aged 18–74 believe that their friends would agree that “it is a woman’s obligation to have sex with her husband even if she doesn’t feel like it.”



55%

Over half of women aged 18–74 agree that domestic violence is a private matter and should be handled within the family.



76%

More than three-quarters of women aged 17–84 think that, in general, violence against women at the hands of partners, acquaintances, or strangers is very or fairly common.

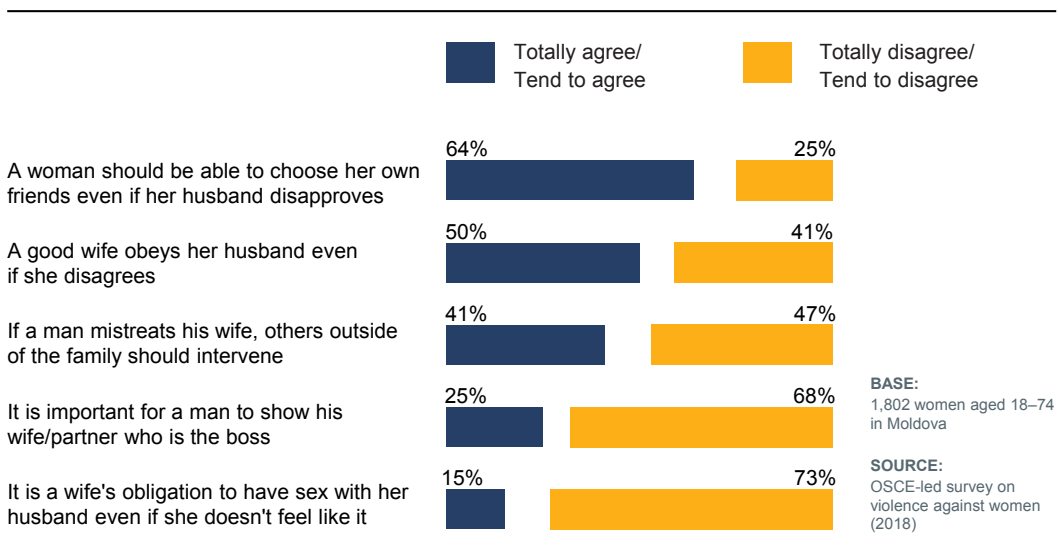
3. Attitudes towards gender roles and violence against women

The research conducted for this report shows that norms and attitudes towards the role of women and men in society remain patriarchal in Moldova. Indeed, half of women overall (50%) believe that their friends would agree that “a good wife should obey her husband even if she disagrees”, while a quarter (25%) believe that their friends would *disagree* that “a woman should be able to choose her own friends even if her husband disagrees”.

Notions of female subservience are more widespread among the older population, with 59% of women 60 or older believing that their friends would agree that a good wife should obey her husband. This is also a more firmly held belief among women with less education (53% agree of those with up to secondary education, compared with 39% of those with tertiary education).

Figure 3.1: Perceptions of social norms and acceptable behaviours

People have different ideas about families and what is acceptable behaviour for men and women in the home. Please tell me whether your friends would general agree or disagree with the following statements.



Women in the qualitative research also pointed to these traditional gender norms and explained that women in Moldova are expected to look and act a certain way. When describing traditional gender norms for women, participants expressed the belief that women are expected to be beautiful and attractive, that they were intrinsically caring and that they thought emotionally rather than logically. Women’s role in Moldovan society has traditionally been that of a homemaker, content to look after the family and home. However, the women who took part in the qualitative research said women’s roles were expanding to include involvement in the workplace. This increase in responsibilities was viewed both positively and negatively. Some women said that it was good that they had more freedom to work, but added that it also increased pressure on women, as they were still expected to continue with their duties in the home, and they were expected to excel in all areas of their lives.

“If women are now living abroad for work, and women also take care of the family, of their children, then what are a man’s responsibilities?”

Female, aged 41+, urban, Gagauz

Women said that this change in roles was difficult for men to adjust to. The women who took part in the qualitative research expressed the belief that women’s increased rights and financial independence were making men feel that their role (particularly as the main breadwinner) was threatened.

Some women who were interviewed had not witnessed this change in roles within their community. Roma women said that they were still expected to take care of their home and family as their primary role, adding that they had limited control over their lives. For example, they said that they could not always decide whether they were going to continue their education when they got married or when they had children.

In the survey, respondents were given a range of scenarios and asked if sexual intercourse without consent could be justified in any of them, such as sex within a marriage or partnership if either the woman or assailant had been drinking, or if the woman was wearing provocative clothing. For each scenario, more than half of women (59%) *totally disagreed* that non-consensual sex could be justified. However, feelings were not completely clear-cut. For example, about one in six women agreed that sex without consent could be justified in a marriage or involving partners who lived together, if the woman did not clearly say no or did not physically fight back and even if a woman wore “provocative” clothing or was flirting with the man beforehand. Again, younger women were somewhat less likely to agree that these scenarios can justify non-consensual sex, suggesting a shift away from traditional gender norms among younger generations.

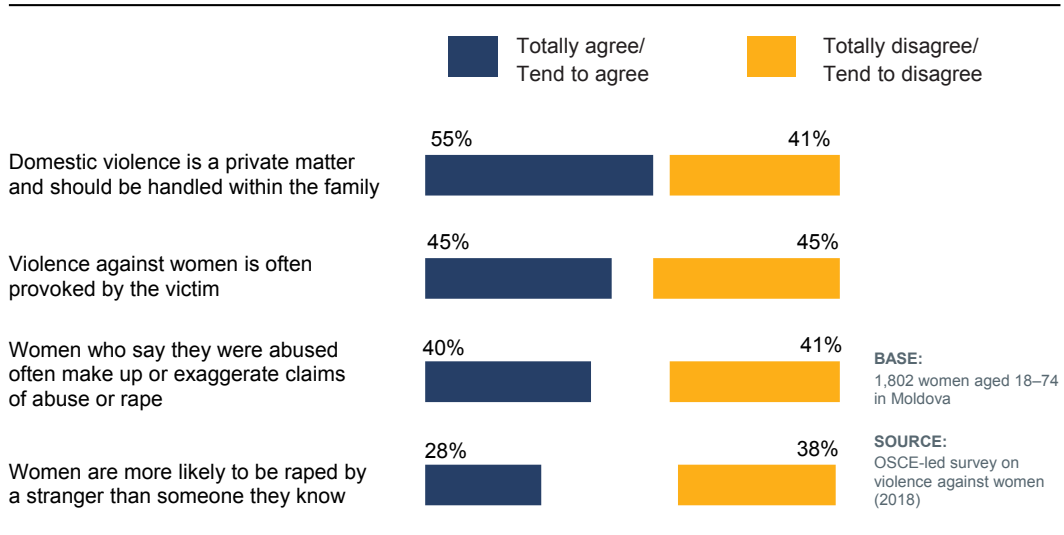
For many, attitudes towards violence against women remain rooted in patriarchal values. Indeed, in line with the traditional notion that women who are subjected to domestic violence are responsible for their experience, nearly half of women (45%) agree that “violence against women is often provoked by the victim”. In comparison, only 15% of women across the EU agree with this statement, ranging from 6% in the Netherlands to 58% in Latvia. In neighbouring Romania, about half as many women (23%) agree with this statement. Similarly, two in five women in Moldova (40%) agree that “women who say they were abused often make up or exaggerate claims of abuse or rape”. This figure is also much higher than the EU average of 20% (ranging from 7% in Sweden to 43% in Malta), according to the European Commission’s Special Barometer 449 on gender-based violence.⁴²

⁴² Special Eurobarometer 449: Gender-based Violence.

3. Attitudes towards gender roles and violence against women

Figure 3.2: Underlying attitudes to violence against women

Please tell me to what extent you agree or disagree with the following statements.

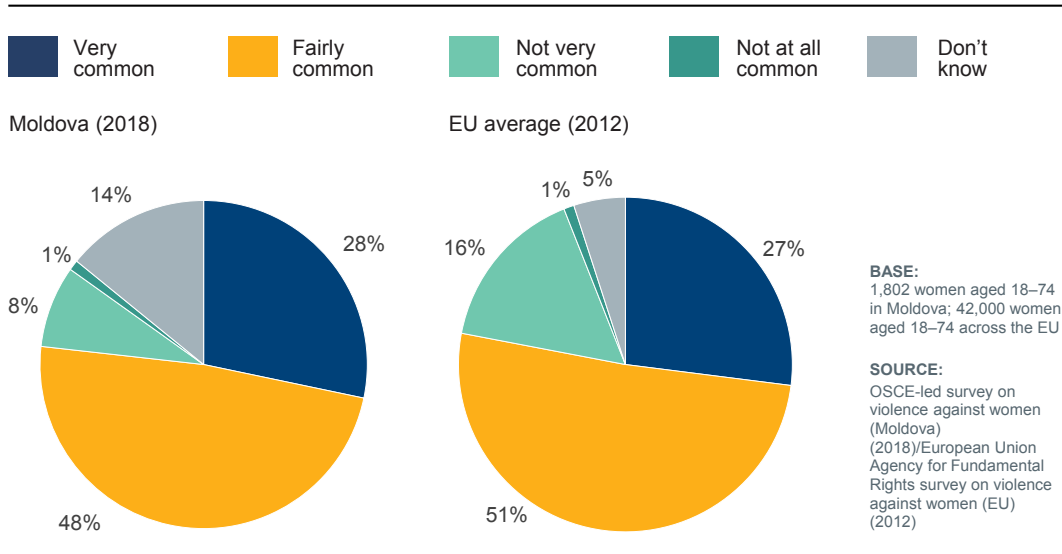


Attitudes towards reporting violence reflect these cultural norms. Women in Moldova think that their friends are more likely to disagree than agree that “if a man mistreats his wife, others outside of the family should intervene” (47% disagree versus 41% who agree). Likewise, as shown in Figure 3.2, more than half of women (55%) agree that domestic violence is a private matter and should be handled within the family (with 36% totally agreeing with this). This is nearly four times higher than the EU average of 14%. Agreement on this issue across the EU ranges from 2% in Sweden to 31% in Romania, suggesting that countries with a longer tradition of raising awareness of gender equality also have less tolerance for violence, but also that the proportion of women in Moldova who view domestic violence as private is much higher than in any EU country.

Nearly half of women agree that “violence against women is often provoked by the victim”

Figure 3.3: Perceptions of the pervasiveness of violence against women

How common do you think violence against women by partners, acquaintances or strangers is in Moldova?



Violence against women is perceived as a common phenomenon in Moldova, with 76% agreeing that it is either very or fairly common. This corresponds to the EU average of 78%, where results range from 54% in the Czech Republic to 93% in Portugal.⁴³ It is also in line with the Romanian result of 77%.

⁴³ Violence against women: an EU-wide survey. Main results (Vienna: European Union Agency for Fundamental Rights, 2015), accessed 12 April 2019, <http://fra.europa.eu/en/publication/2014/violence-against-women-eu-wide-survey-main-results-report>.

3. Attitudes towards gender roles and violence against women

In the qualitative research, the women interviewed said they were aware that violence against women included a broad range of different types of violence, including psychological, physical, sexual and economic violence. The women added that, while sexual violence was rarely spoken about with others or publicly, they thought it was common. They said that the accepted view in society was that sexual violence could not happen between spouses.

“Sexual [violence] is also possible, but women – wives – usually don’t talk about it, because society doesn’t understand this type of violence. The victim is questioned intensely by everyone: ‘How [is this possible]? You are married.’”

Female, aged 30–50, Transnistrian region, urban, conflict-affected

The women who took part in the qualitative research expressed differing views on which types of violence were the most and least accepted. They tended to say that verbal and sexual violence (within relationships) were considered the most “normal” violence and that physical violence was the least accepted. They said that physical violence was the point at which other people, such as neighbours, might get involved. They also said that physical violence was something that a woman might seek help for.

Conversely, in the Roma groups, the women who took part in the qualitative research said physical violence was one of the most “normal” types of violence experienced by women. They said that Roma people would not see it as problematic. The Roma women also mentioned a phrase that was used to justify physical violence against women: “A woman who is not beaten is like a house that is not swept.” For Roma women, sexual violence was the least acceptable form of violence within their community.



Almost one in five women aged 18-74 indicate that they have experienced physical and/or sexual violence at the hands of a non-partner since the age of 15.



One in three women aged 18-74 who have ever had a partner indicate that they have experienced physical and/or sexual violence at the hands of an intimate partner.



Psychological violence at the hands of a partner has affected more than seven in ten women aged 18-74 who have ever had a partner.



Nearly half of women aged 18-74 have experienced sexual harassment since the age of 15.

4. Violence against women in Moldova

4.1: Physical and sexual intimate partner violence

Nearly three-quarters of women in Moldova (73%) who have ever had an intimate partner have experienced some form of IPV. The most common form of violence experienced at the hands of an intimate partner is psychological violence, which 71% of women say they have experienced (significantly higher than the EU average of 43%). One-third (33%) state that they have experienced physical violence⁴⁴ at the hands of an intimate partner over the course of their lifetime. Again, this is substantially higher than the EU average of 20% and higher than any of the European countries surveyed in the FRA survey (the highest prevalence is 31%, in Latvia, while the lowest is 12%, in Spain). In terms of sexual violence⁴⁵, 9% of women in Moldova who have ever had a partner indicate that they have had such an experience since the age of 15 at the hands of a partner, which is somewhat higher than the EU average of 7% (ranging from 3% in Croatia to 11% in Denmark). Women with tertiary education are less likely than average to have experienced intimate partner physical and/or sexual violence (24% versus 34% on average). The opposite is true of those in precarious financial situations (48% of those women finding it very difficult to cope on their present income say they have experienced intimate partner physical and/or sexual violence).

Differences in indicated prevalence rates across countries:

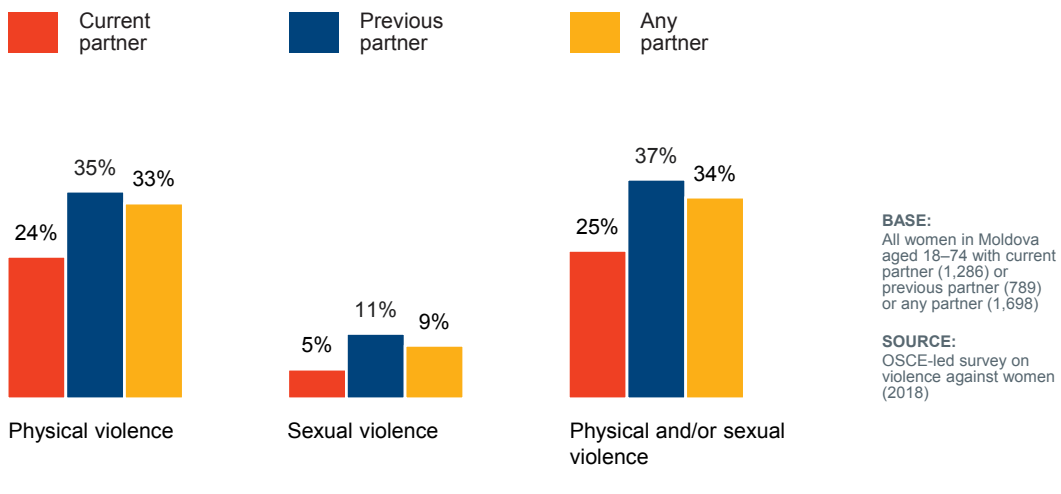
It is important to note that countries with longer traditions of gender-equality policies and awareness-raising campaigns (the Nordic countries and Western Europe) also have higher rates of women reporting experiences of violence.

According to the FRA survey across the EU, for example, the three countries where women were most likely to say they had experienced physical and/or sexual violence at the hands of a partner or a non-partner since the age of 15 are Denmark (52%), Finland (47%) and Sweden (36%). The indicated prevalence rate is lowest in Croatia (21%), Austria (20%) and Poland (19%).

44 With regard to physical violence, women in the survey were asked the following questions: has someone/a current partner/previous partner ever 1) pushed you or shoved you? 2) slapped you? 3) thrown a hard object at you? 4) grabbed you or pulled your hair? 5) punched you or beaten you with a hard object or kicked you? 6) burned you? 7) tried to suffocate or strangle you? 8) cut or stabbed you or shot at you? 9) beat your head against something? In this report, the prevalence of physical violence is based on respondents who report having experienced at least one of these forms of violence on at least one occasion. The prevalence of physical violence is provided for current partners, previous partners, any intimate partner (either current or previous) and non-partners. The reference period for non-partner violence was since the age of 15/in the 12 months prior to the survey, and for partner violence it was whether this had ever happened during their relationship or in the 12 months prior to the survey.

45 Concerning sexual violence, women were asked: Since you were 15 years old and in the past 12 months, how often has someone 1) forced you to have sexual intercourse by holding you down or hurting you in some way? 2) Apart from this, how often has someone attempted to force you to have sexual intercourse by holding you down or hurting you in some way? 3) Apart from this, how often has someone made you take part in any form of sexual activity when you did not want to or were unable to refuse? 4) Or have you consented to sexual activity because you were afraid of what might happen if you refused? The prevalence of sexual violence is based on respondents who reported having experienced at least one of these forms of violence on at least one occasion. The prevalence of sexual violence is provided for current partners, previous partners, any intimate partners (either current or previous) and non-partners. The reference periods are as above.

Figure 4.1: Prevalence of intimate partner physical and/or sexual



The most common forms of physical violence indicated by women at the hands of current or previous partners are being slapped and being pushed or shoved, as seen in Table 4.1. This is comparable to the EU, where, on average, these types of physical violence were also the most prevalent. Across all the types of violence asked about, the prevalence of violence at the hands of a previous partner is higher than at the hands of a current partner. This may indicate that women tend to leave really violent partners, but it may also be reflective of women feeling less inclined to indicate experiences of violence at the hands of a current partner.

The qualitative research provided more insight into how women in Moldova experience intimate partner violence. Women who have had such experiences explained that they tended to be experiencing multiple types of violence at the hands of the perpetrator. The types of violence experienced included physical abuse and psychological abuse. In some cases, women provided reasons why their partners hurt them. They said that it was because their husband and their family were struggling financially, or that it was their fault for provoking them. These women tried to avoid saying anything to their partners when they came home after drinking alcohol, as they thought this was the best way to avoid provoking them.

“There was a time when my husband was drunk and he slapped me. But I think that I was to blame, because I provoked him by talking too much.”

Survivor of non-conflict-related violence, Moldovan, religious minority

Women who had experiences of [intimate partner violence] explained that they tended to be experiencing multiple types of violence at the hands of the perpetrator

Table 4.1: Forms of intimate partner physical violence

How often has your current partner/your previous partner done any of the following to you?

	Current partner % ever happened	Previous partner % ever happened
Slapped you?	17	27
Pushed you or shoved you?	15	26
Beat you with a fist or a hard object, or kicked you?	6	15
Grabbed you or pulled your hair?	5	15
Threw a hard object at you?	4	11
Beat your head against something?	3	10
Tried to suffocate you or strangle you?	2	9
Cut or stabbed you, or shot at you?	0.4	2
Burned you	0.1	1

BASE: All women in Moldova aged 18–74 with current partner (1,286) or previous partner (789)

SOURCE: OSCE-led survey on violence against women (2018)

OSCE-led survey on violence against women: Moldova

The sexual violence indicated by 9% of women who have ever had a partner (5% at the hands of a current partner and 11% at the hands of a previous partner) took a number of forms (Table 4.2). The prevalence was slightly lower in the EU, where an average of 7% of women reported having experienced sexual violence at the hands of a partner.

Table 4.2: Prevalence of intimate partner sexual violence

How often has your current/your previous partner done any of the following to you...

	Current partner % ever happened	Previous partner % ever happened
Have you consented to sexual activity because you were afraid of what might happen if you refused?	3	5
Forced you into sexual intercourse by holding you down or hurting you in some way?	2	8
Apart from this, attempted to force you into sexual intercourse by holding you down or hurting you in some way?	2	7
Apart from this, made you take part in any form of sexual activity when you did not want to or you were unable to refuse?	2	2

BASE: All women in Moldova aged 18–74 with current partner (1,286) or previous partner (789)

SOURCE: OSCE-led survey on violence against women (2018)

Patterns in intimate partner violence⁴⁶

The data suggests that violence in current relationships tends to occur over a long period of time. A similar pattern can be observed regarding previous partner violence. Of those women who say they experienced their first incident of current partner physical and/or sexual violence five or more years before the survey, 19% experienced their most recent incident in the 12 months prior to the survey, and a further 14% said their most recent incident had taken place between one and four years earlier. For 32% of survivors of current partner violence who say they experienced their first incident of violence between one and five years earlier, their most recent incident was in the 12 months prior to the survey.

⁴⁶ While the reporting rates/prevalence of physical and sexual violence discussed above do not include threats of such violence, other questions related to when such violence occurred and the details of the most serious incidents do include threats of violence.

4. Violence against women in Moldova

In nearly all cases of current partner violence, the woman was living with her partner at the time of the incident (95%, compared with 82% across the EU). The figure drops slightly, to 89%, for the first case of previous partner violence (compared to 62% across the EU).

Among respondents who were pregnant during their relationship with their partner and who experienced violence (or threats thereof) during the relationship, more than one in five women (22%) state that they experienced physical and/or sexual violence at the hands of their current partner when pregnant, and 37% indicate having had such an experience at the hands of a previous partner. In contrast, the EU average is at 20% for a current partner and 42% for a previous partner.

When asked about the “most serious incident of violence” experienced at the hands of a current or previous partner, the most common forms identified are being slapped, mentioned by 38% of victims of current partner violence and 39% of those who survived previous partner violence, and being pushed or shoved, indicated by 28% of women who have experienced current partner violence and 39% of those who have experienced previous partner violence. Most forms of physical violence experienced by women in their most serious incident took place at the hands of previous partners. For example, a quarter of women survivors of previous partner violence (24%) indicated that their partner beat them with a hard object or punched or kicked them, compared to 12% of women survivors of current partner violence who indicated the same. More than one in eight women (13%) experienced being suffocated as the most serious form of previous partner violence compared to 4% of women survivors of current partner violence.

Table 4.3: Most serious incident of intimate partner violence

I would like you to think about the most serious incident by your current/previous partner. Which of the things on this card happened at that time? By “most serious”, we mean an incident that had the biggest impact on you.

	Current partner %	Previous partner %
Slapped you	38	39
Pushed you or shoved you	28	39
Threatened to hurt you physically	12	23
Beat you with a fist or a hard object, or kicked you	12	24
Threw a hard object at you	10	17
Grabbed you or pulled your hair	10	19
Beat your head against something	6	10
Forced you into sexual intercourse by holding you down or hurting you in some way	4	10
Tried to suffocate you or strangle you	4	13
Have you consented to sexual activity because you were afraid of what might happen if you refused	4	6
Attempted to force you into sexual intercourse by holding you down or hurting you in some way	2	3
Made you take part in any form of sexual activity when you did not want to or you were unable to refuse	2	1
Threatened you with violent sexual acts (like rape, forced pregnancy, etc.) in a way that really frightened you	0.4	2
Cut or stabbed you, or shot at you	0.2	3
Burned you	0	1

BASE: All women in Moldova aged 18–74 who have ever experienced violence from current partner (346) or previous partner (325)
SOURCE: OSCE-led survey on violence against women (2018)

Physical and sexual violence in the 12 months prior to the survey

Overall, 9% of women who have ever had a partner experienced intimate partner physical or sexual violence in the 12 months prior to the survey (10% for current partners and 5% for previous partners). This is substantially higher than the EU average of 4%. Being pushed or shoved (7% by a current partner and 5% by a previous partner) and being slapped (5% by a current partner and 2% by a previous partner) were the most prevalent forms of violence in the 12 months prior to the survey as well.

4.1.1: Intimate partner psychological violence

The survey findings indicate that psychological violence at the hands of an intimate partner is very prevalent in Moldova, with 71% of women indicating having had such an experience with a current or previous partner. This is significantly higher than the EU average of 43% and higher than any one country within the EU (the highest being Denmark at 60%). It is also substantially higher than neighbouring Romania (39%). Eighteen per cent of women who have been in a relationship say they experienced intimate partner psychological violence in the 12 months prior to the survey.⁴⁷

In the qualitative research, psychological violence was described in terms of constant verbal insults and abuse. Reflective of the survey results, some women explained that it also included men exhibiting highly controlling behaviour and making women feel fearful of doing something that would spark their anger. For women experiencing psychological violence at the hands of an intimate partner, it tended to be combined with physical violence. One woman said that she was too scared to sleep in her home during a period when she was frequently experiencing violence.

“For some time, I was afraid to sleep in the house, because he was shouting- and also drinking alcohol- a glass of wine- and I was afraid. But now, for a period of time... he’s been calm.”

Survivor of violence, Moldovan

The various forms of psychological violence asked about were categorized into four broad types as follows:⁴⁸

Economic violence, which includes being prevented from making decisions about family finances and from shopping independently and being forbidden to work outside the home.

Controlling behaviours, which include situations where a woman’s partner tries to keep her from seeing her friends, restricts her use of social media sites (such as Facebook, Twitter, etc.), tries to restrict contact with her birth family or relatives, insists on knowing where she is in a way that goes beyond general concern, gets angry if she speaks with another man, suspects that she has been unfaithful, forbids the use of contraception or otherwise restricts decisions on family planning, prevents her from completing school or starting a new educational course, wants to decide what clothes she can wear or expects to be asked for permission so she can see a doctor.

Abusive behaviours, which includes situations where a woman’s partner forbids her to leave the house at all or forbids her to leave the house without being accompanied by a relative, takes away her car keys or locks her up, belittles or humiliates her in front of other people or in private, purposefully scares or intimidates her (e.g., by yelling or smashing things), makes her watch or look at pornographic material against her wishes, threatens to hurt or kill someone she cares about (other than her children), threatens to hurt her physically, threatens her with violent sexual acts (like rape, forced pregnancy, etc.) and hurts or threatens to hurt her when visiting, picking up or bringing back her children (previous partner only).

Using a woman’s children to blackmail her or abusing her children, which includes threatening to take her children away, threatening to hurt her children, hurting her children or making threats concerning the custody of her children (previous partner only).

⁴⁷ See Annex 3, SDG 5.2.1 for details of how the prevalence of psychological violence in the 12 months prior to the survey is calculated.

⁴⁸ The forms of psychological violence in italics were not asked about in the FRA survey.

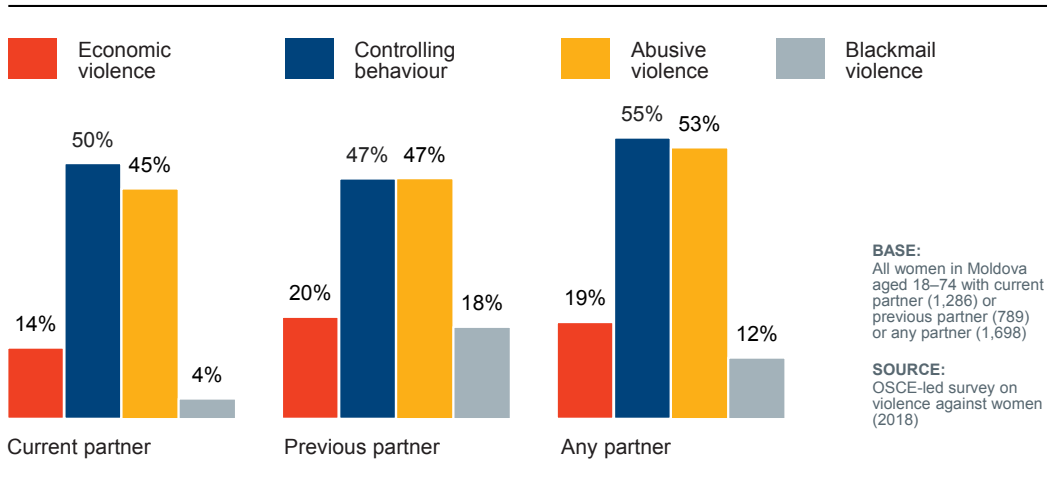
OSCE-led survey on violence against women: Moldova

Women who are in a relationship were asked if any of these things had happened sometimes, often or all of the time or had never happened, while women who had been in previous relationships were asked if any of their previous partners had ever done any of these things to them.⁴⁹

Overall, more than half of women who have ever had a partner have experienced controlling behaviours (55%) and abusive behaviours (53%). Just under one in five have experienced economic violence (19%), while 12% of women who have ever had a partner and who have children say their children have been used to blackmail them or have been abused. As seen in Figure 4.2, across most types of psychological violence, women are more likely to say they have experienced these types of behaviours in relation to a previous partner than they are a current partner.

As can be seen in Figure 4.2, women are more likely to say they have experienced economic violence and blackmail in relation to previous relationships than current relationships.

Figure 4.2: Prevalence of the different forms of intimate partner psychological violence



The three most prevalent forms of psychological violence perpetrated by current partners are belittling or humiliating a woman in private, insisting on knowing where she is going in a way that goes beyond general concern and getting angry if she speaks with another man. These are also the most prevalent forms of psychological violence perpetrated by a previous partner, along with doing things to scare the woman on purpose.

⁴⁹ In relation to being threatened with physical or sexual violence, women were asked how many times their current and/or previous partner had ever done this and how often they had done it in the 12 months prior to the survey.

4.2: Stalking

One in ten women indicate that they have been stalked⁵⁰ since the age of 15 (10%). This is lower than the EU average of 18% (with results across the EU ranging from 8% in Lithuania and Romania to 33% in Sweden). The most common forms of stalking involve receiving offensive, threatening or silent phone calls (indicated by 5% of women compared to 11% on average in the EU), followed by receiving emails, text messages or instant messages that were offensive or threatening (5% – the same as the EU average).

In over a third of cases of stalking, the perpetrator was somebody that the woman did not know (38%). However, the next most common perpetrator of stalking incidents is a previous partner or boyfriend (31%).

Nearly one-fifth (19%) of the most serious incidents of stalking were over within a few days, but more than three in ten (31%) lasted between one month and a year. Certain cases were perpetrated over a long period of time, with 17% lasting more than five years (compared with 11% in the EU).

Anger was the emotional response most commonly elicited by the most serious incident of stalking (stated by 58%), followed by annoyance and fear (42% and 40%, respectively). The most serious incident also had psychological repercussions, with 42% of women saying they felt anxiety as a result, and 33% having had difficulty sleeping. A further 28% say that the incident caused depression.

The vast majority of those who experienced stalking talked about their most serious incident with friends or relatives (80% compared with 77% across the EU). More than half of women confronted the perpetrator about what they were doing (51% versus 43% in the EU), and around three in ten threatened the perpetrator with police or legal action (29% compared with 32% across the EU). One in four moved house (25% versus 14% across the EU). In 13% of cases, the victim reported their most serious incident to the police, compared to 21% in the EU.

**Seventeen per cent of
[cases of stalking] lasted
more than five years**

4.3: Sexual harassment

The qualitative research suggests that sexual harassment is seen as a common part of life for women. The women who took part in the research said that it tended to be thought of as typically verbal abuse. Some women who had experienced it said it took the form of physical and psychological abuse at the hands of their colleagues. One woman said she had been physically assaulted on numerous occasions by a colleague, who told people at her place of work that she was having an affair, and this impacted her relationships with other colleagues. In collaboration with others, the man told her husband that she was cheating on him. This led to an argument between the woman and her husband, who then physically assaulted her as well.

⁵⁰ For **stalking**, women in the survey were asked the following questions: Since you were 15 years old/in the past 12 months, has the same person repeatedly done one or more of the following things to you: 1) sent you emails, text messages (SMS) or instant messages that were offensive or threatening? 2) sent you letters or cards that were offensive or threatening? 3) made offensive, threatening or silent phone calls to you? 4) posted offensive comments about you on the Internet? 5) shared intimate photos or videos of you on the Internet or by mobile phone? 6) loitered or waited for you outside your home, workplace or school without a legitimate reason? 7) deliberately followed you around? 8) deliberately interfered with or damaged your property? The prevalence of stalking is based on respondents who reported having experienced one or more of the forms of stalking listed above.

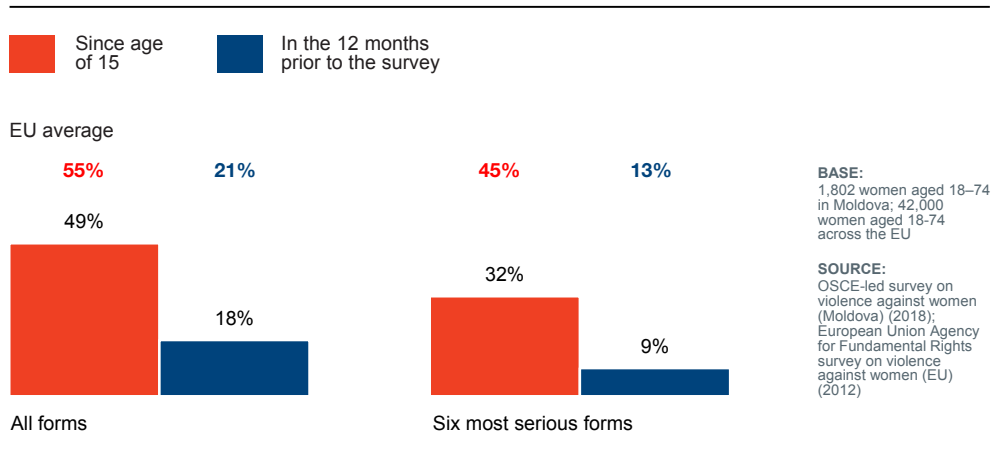
OSCE-led survey on violence against women: Moldova

Survey findings confirm the high prevalence of sexual harassment in Moldova. Nearly half (49%) of women have experienced at least one form of sexual harassment since the age of 15⁵¹, and nearly one in five had such an experience in the 12 months prior to the survey (18%). Experiences of harassment are particularly prevalent among younger women: those aged 18–29 (63%), those without children (68%) and students (70%).

The six most serious forms of sexual harassment⁵² were experienced by nearly a third of women since the age of 15 (32%) and by one in ten in the 12 months prior to the survey (9%). Just over half of women who are currently in paid employment say they have experienced one or more forms of sexual harassment since the age of 15 (53%) and 19% in the 12 months prior to the survey.

The indicated prevalence of sexual harassment is nevertheless lower in Moldova than in the EU. Indeed, an average of 55% of women across the EU state that they have experienced some form of sexual harassment since the age of 15 (ranging from 24% in Bulgaria to 81% Sweden), and 45% state that they have experienced one of its most serious forms since the age of 15 (ranging from 19% to 74%, also with Bulgaria and Sweden at the extremes). Countries with longer traditions of gender-equality policies and awareness-raising campaigns (the Nordic countries and Western Europe) also have higher rates of women indicating experiences of sexual harassment. Comparing Moldova with neighbouring Romania, the indicated rates of sexual harassment are higher in the latter, with 32% of women in Romania stating that they have experienced sexual harassment since the age of 15, and 22% having experienced one of its most serious forms.

Figure 4.3: Prevalence of sexual harassment



51 In terms of **sexual harassment**, women in the survey were asked: How often since you were 15 years old/in the past 12 months, have you experienced any of the following: 1) unwelcome touching, hugging or kissing? 2) sexually suggestive comments or jokes that offended you? 3) inappropriate invitations to go out on dates? 4) intrusive questions about your private life that offended you? 5) intrusive comments about your appearance that offended you? 6) inappropriate staring or leering that you found intimidating? 7) somebody sending or showing you sexually explicit pictures, photos or gifts that offended you? 8) somebody indecently exposing themselves to you? 9) somebody making you watch or look at pornographic material against your wishes? 10) unwanted sexually explicit emails or SMS messages that offended you? 11) inappropriate advances that offended you on social networking websites such as Facebook or in Internet chat rooms? With regard to each form of sexual harassment, women could indicate whether they had experienced it never, once, two to five times or six times or more. The prevalence of sexual harassment is based on respondents who reported having experienced one of the listed items at least once. Six forms of sexual harassment were selected for their severity, and they are referred to in this report as “the most severe forms” of sexual harassment.

52 The most serious forms of sexual harassment are reported as “unwelcome touching, hugging or kissing”, “sexually suggestive comments or jokes that offended you”, “somebody sending or showing you sexually explicit pictures, photos or gifts that offended you”, “somebody indecently exposing themselves to you”, “somebody made you watch or look at pornographic material against your wishes” and “unwanted sexually explicit emails or SMS messages that offended you”. The prevalence of the most severe forms of sexual harassment is based on respondents who report having experienced at least one of these six forms of sexual harassment on at least one occasion.

4. Violence against women in Moldova

The most common forms of sexual harassment that women in Moldova indicate experiencing are inappropriate staring or leering (experienced by 25% of women); followed by unwelcome touching, hugging or kissing (19%); and intrusive comments about their physical appearance that they found offensive (19%). In the EU, the most common type of sexual harassment experienced by women was also inappropriate staring or leering (30% versus 25% in Moldova).

Table 4.4: Prevalence of sexual harassment

At times you may have experienced people acting towards you in a way that you felt was unwanted and offensive. How often since you were 15 years old, until now, have you experienced any of the following?

	Never	Once	2-5 times	6+ times	Since the age of 15
	%	%	%	%	%
Unwelcome touching, hugging or kissing	78	8	8	3	19
Inappropriate staring or leering that made you feel intimidated	69	7	14	4	25
Sexually suggestive comments or jokes that made you feel offended	80	5	9	3	17
Somebody sending or showing you sexually explicit pictures, photos or gifts that made you feel offended	94	2	2	0.3	5
Inappropriate invitations to go out on dates	88	3	6	2	11
Intrusive questions about your private life that made you feel offended	79	5	9	3	17
Intrusive comments about your physical appearance that made you feel offended	76	4	10	5	19
Unwanted sexually explicit emails or SMS messages that offended you	84	2	3	1	5
Inappropriate advances that offended you on social networking websites such as Facebook, or in internet chat rooms	77	3	4	1	8
Somebody indecently exposing themselves to you	90	4	4	1	8
Somebody made you watch or look at pornographic material against your wishes	98	0.3	0.4	0.1	1

BASE: 1,802 women aged 18–74 in Moldova
SOURCE: OSCE-led survey on violence against women (2018)

In more than four in ten cases of sexual harassment experienced by women since the age of 15, the perpetrator was someone that the woman did not know (43%). This is substantially lower than the EU average of 68%. Other common perpetrators were a friend, acquaintance or neighbour (35% compared with 31% across the EU), as well as somebody else known to the woman but not specified⁵³ (28% compared with 35% across the EU).

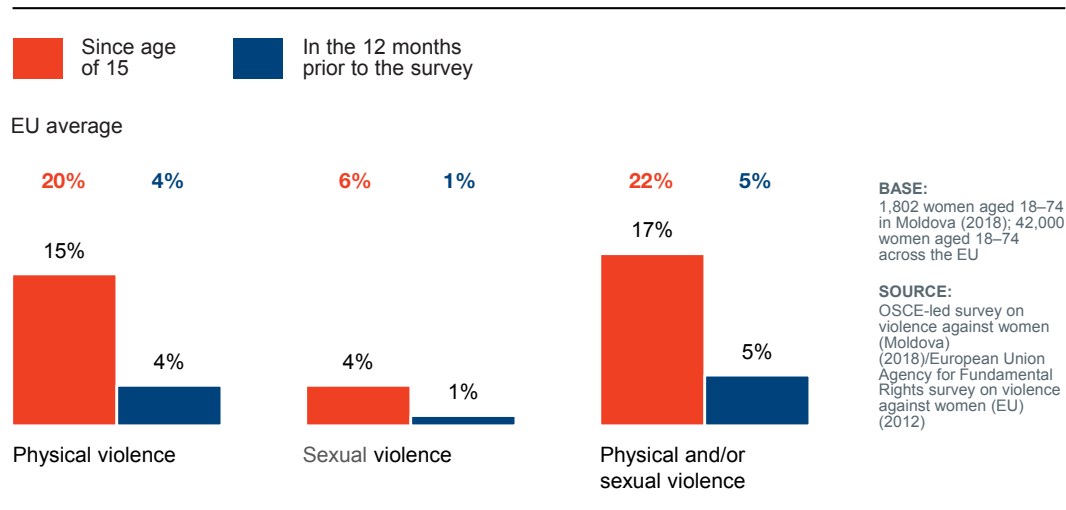
While perpetrators of sexual harassment tend to be men (particularly when harassment is carried out by someone unknown to the woman), this is not always the case. Men are identified as the perpetrators by 53% of women who say they have experienced sexual harassment. Women are only identified as the sole perpetrators by 9% of victims, while 38% say that both men and women were involved. Women acting alone or with men are particularly common among the categories of family and friends, acquaintances and neighbours and colleagues.

In one-fifth of the most serious incidents, more than one perpetrator was involved (20%).

4.4: Physical and sexual violence at the hands of non-partners

According to the survey results, 15% of women in Moldova have experienced physical violence⁵⁴ at the hands of a non-partner since the age of 15, and 4% have had such an experience in the 12 months prior to the survey. In turn, 5% state that they have experienced sexual violence⁵⁵ at the hands of a non-partner since the age of 15, with 1% having had such an experience in the 12 months prior to the survey. These results are somewhat lower than the EU averages of 20% for non-partner physical violence (ranging from 10% in Austria, Greece, Poland and Portugal to 36% in Denmark) and 6% for non-partner sexual violence (ranging from 1% in Greece and Portugal to 12% in Sweden and the Netherlands).

Figure 4.4: Prevalence of non-partner physical and/or sexual violence



53 Excluding current partner, previous partner, boss/supervisor, colleague/co-worker, client/customer/patient, teacher/trainer/coach, fellow student, doctor/healthcare worker, relative/family member (other than partner), partner's relative/family member, a date/someone you just met.

54 The prevalence of physical violence is calculated on the basis of the number of women who say they have experienced at least one of the following forms of violence since the age of 15 or in the 12 months prior to the survey: being pushed or shoved, being slapped, having a hard object thrown at them, being grabbed or pulled by the hair, being punched or beaten with a hard object or being kicked, being burned, being suffocated or strangled, being cut or stabbed or shot at, having their head beaten against something.

55 The prevalence of sexual violence is calculated on the basis of the number of women who say they have experienced at least one of the following forms of violence since the age of 15 or in the 12 months prior to the survey: being forced to have sexual intercourse by being held down or injured in some way, an attempt to force them to have sexual intercourse by holding them down or hurting them in some way, being forced to take part in any form of sexual activity when they did not want to or were unable to refuse, consenting to sexual activity because they were afraid of what might happen if they refused.

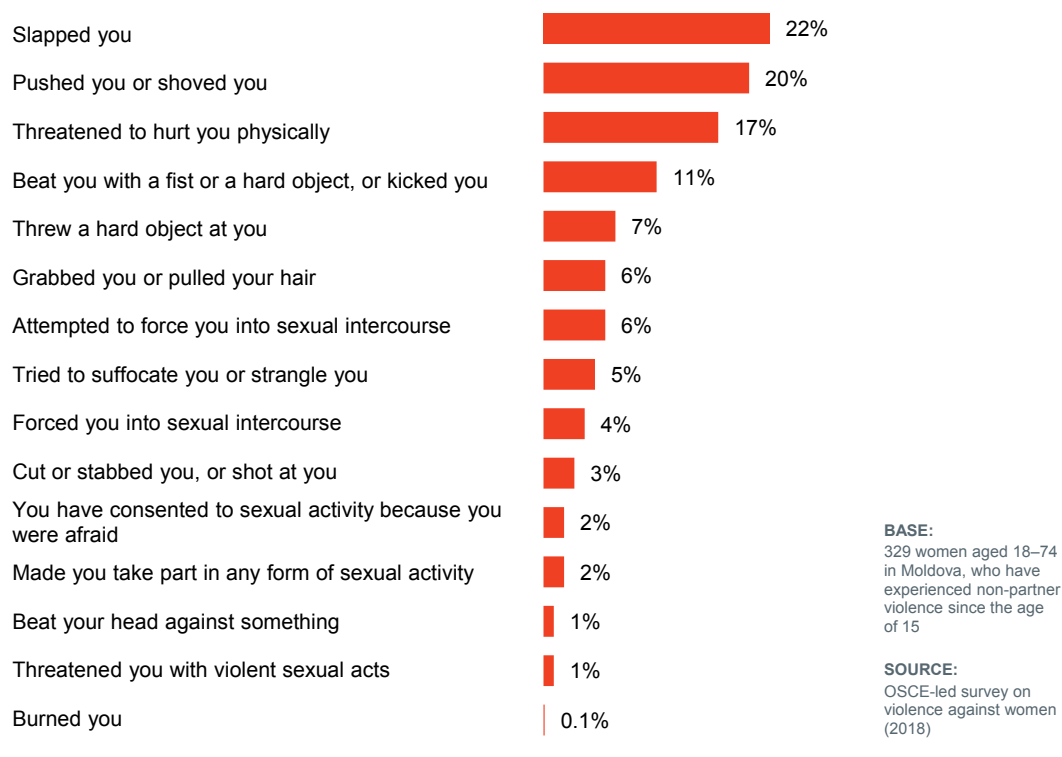
4. Violence against women in Moldova

The most prevalent forms of non-partner physical violence are being pushed or shoved and being slapped, both experienced by 8% of women since the age of 15 (and by 2% in the 12 months prior to the survey). Across the EU, being pushed or shoved is the most common form of non-partner physical violence, indicated by 13% of women.

The most serious incidents (those that had the most impact on the victim, including threats of physical and/or sexual violence) involving non-partners tend to be physical rather than sexual (figure 4.5) corresponding to the different frequency of the two types of violence, although 10% of these incidents involved rape or attempted rape. More than one in five women (22%) say that the most serious incident of violence they experienced at the hands of a non-partner included being slapped, followed by being pushed or shoved (20%). Eleven per cent reported even more vicious forms of physical violence, when perpetrators used their fist or a hard object, or kicked their victims.

Figure 4.5: Women's most serious incidents of non-partner violence

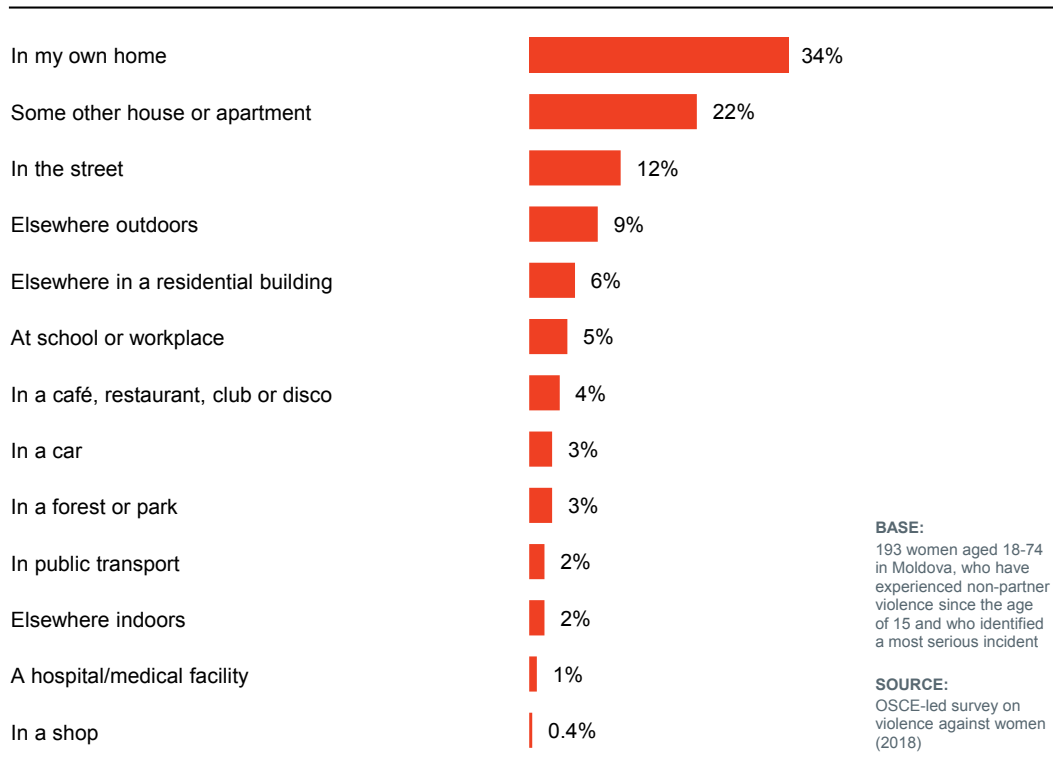
I would like you to think about the most serious incident by a non-partner. Which of the things on this card happened at that time? By "most serious", we mean the incident that had the biggest impact on you.



The majority of the most serious incidents of non-partner violence took place behind closed doors. More than one in three of the most serious incidents took place in the woman's home (34%). This is higher than the EU average of 27%.

Figure 4.6: Location of the most serious incident of non-partner violence

Thinking about the most serious incident of non-partner violence, where did it take place?



4.4.1: Perpetrators

In the survey, more women disagreed than agreed that “a woman is more likely to be raped by a stranger than someone [she] knows” (Figure 4.2). Indeed, the perpetrators of non-partner sexual violence are more likely to be someone the woman knows. In 47% of cases of sexual violence, the perpetrator was a friend, acquaintance or neighbour, while 29% of women say that it was someone they did not know. The percentage of unknown perpetrators in Moldova is slightly lower than the EU average of 31%.

The most commonly identified perpetrators of non-partner physical violence are also friends, acquaintances or neighbours, mentioned by 25% of women who have had such an experience, followed by a relative of the victim (20%), someone else she knew (15%) or someone she did not know (16%).

Men are identified as the perpetrators of non-partner physical violence by 78% of those women who have experienced non-partner violence, with 67% of survivors mentioning a man only and 11% saying that both men and women were involved. Women are identified as the perpetrator by 26% (with 14% mentioning women only). The remainder (8%) do not know the gender of the perpetrator or prefer not to say. Almost nine in ten survivors of sexual violence say the perpetrator was a man (88%), while 3% say that it was a woman, and the remaining survivors did not know or preferred not to say (9%).

Perpetrators of non-partner sexual violence are more likely to be someone the woman knows

In more than eight in ten of the most serious incidents, the perpetrator was acting alone (82%), and in nearly half (44%) of cases, they were drunk or under the influence of drugs.

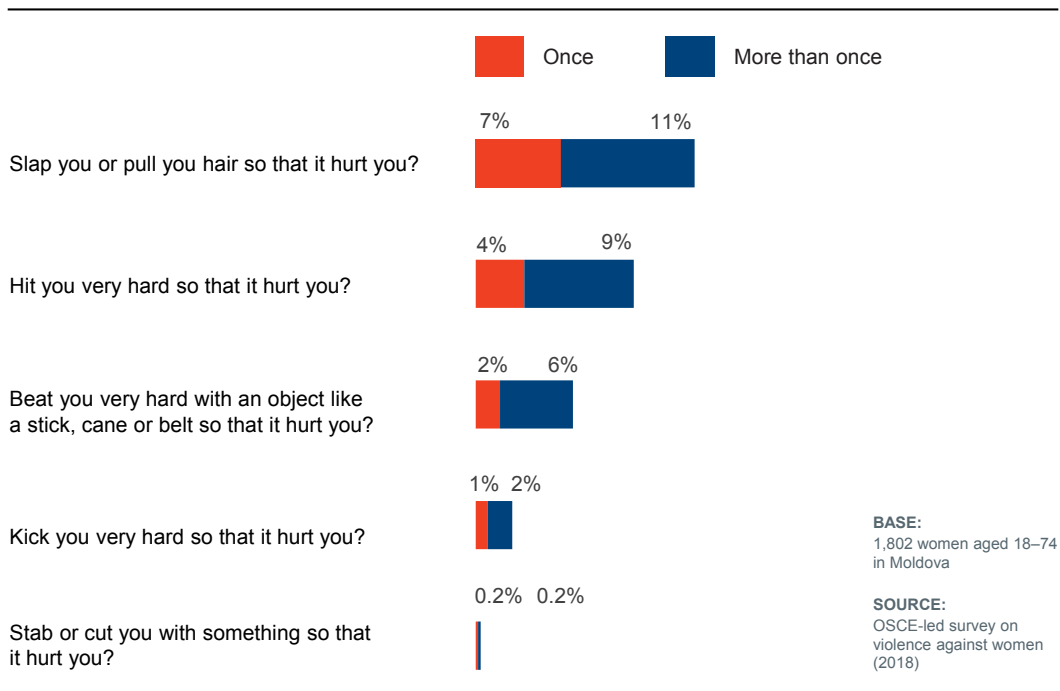
4.5: Experience of violence during childhood

One in five women indicate that they experienced physical violence⁵⁶ at the hands of an adult before the age of 15 (22%). This is somewhat lower than the EU average of 27%.

Most commonly, violence experienced in childhood involved being slapped or having one's hair pulled so that it hurt, as is stated by 18% (22% in the EU on average) or being hit very hard (13%). The primary perpetrators of this violence were the victim's parents.

Figure 4.7: Experiences of physical violence before the age of 15

Before you were 15 years old, how often did any adult, do any of the following to you?



⁵⁶ Childhood violence refers to violence before the age of 15. In terms of physical violence before the age of 15, women were asked the following questions: Before the age of 15, how often did an adult who was 18 years of age or older do the following to you: 1) slap or pull you by the hair so that it hurt? 2) hit you very hard so that it hurt? 3) kick you very hard so that it hurt? 4) beat you very hard with an object like a stick, cane or belt? 5) Stab or cut you with something? In terms of sexual violence before the age of 15, women were asked the following questions: Before the age of 15, how often did an adult who was 18 years of age or older do the following to you when you did not want them to: 1) expose their genitals to you? 2) make you pose naked in front of any person or in photographs, video, or on an Internet webcam? 3) touch your genitals or breasts against your will? 4) force you to have sexual intercourse? In terms of psychological violence before the age of 15, women were asked the following questions: Before the age of 15, how often did an adult family member do the following to you: 1) say that you were not loved? 2) say that they wished you had never been born? 3) threaten to abandon you or throw you out of the family home? Before the age of 15, how often did an adult who was 18 years of age or older do the following to you: threaten to hurt you badly or kill you? The prevalence of childhood violence is based on respondents who report having experienced at least one of the items listed above for either physical, sexual or psychological violence or any of the three.

OSCE-led survey on violence against women: Moldova

Aside from being stabbed or cut with something, all other forms of childhood physical violence were more likely to be a recurring form of violence than a one-off incident.

Childhood psychological violence is indicated by 6% of respondents and childhood sexual violence by 2%. Again, this is lower than the average in the EU. Sexual violence in particular is indicated less often in Moldova than across the EU. One may expect that some experiences were not shared with the interviewers, i.e., we must assume a certain level of latency in issues related to sexual violence both in childhood and later in life.

In several EU countries where the sexual abuse of women has become part of the public discourse in a way that stigmatizes perpetrators, rather than victims, the number of women who indicate experiencing sexual violence in childhood is higher. For example, 20% of women in France and the Netherlands say they have experienced childhood sexual violence, compared to 1% in Romania and 12% across the EU.

In the qualitative research, some women discussed their experiences of childhood violence. They explained that perpetrators of violence included fathers and stepfathers, as well as school peers, teachers, neighbours and other men from their local area. Of those who had violent fathers and stepfathers, the types of violence tended to be sustained physical and psychological violence. This violence was often experienced when the father or stepfather had consumed alcohol.

“When I was a child, I had some restrictions. For instance, ‘You [can] go there, but you have only 20 minutes’ or ‘you have only one hour’. If I was [late], [my stepfather] would beat me and would cause a scandal. And [the fear I experienced] still persists.”

Survivor of violence, Moldovan

Some women also experienced corporal punishment at the hands of their teachers, such as being hit with a ruler. A number of women who lived in areas heavily affected by the Transnistrian conflict explained that they had experienced sexual violence when they were younger at the hands of men that they did not know very well, such as a neighbour or other local men.

Case Study: A.'s Story

- A. lived with her mother and stepfather while she was growing up. Their region was not impacted by conflict. Her stepfather used to violently beat her and her mother. She attended school with bruises, but her teachers never got involved.
- A.'s stepfather also used psychological violence. She was only allowed to spend a limited amount of time outside the house and was abused if she came home late or did not do her chores.
- Her mother once went to the police about the violence, but the police took no action.
- A. now has a husband and young children. Her experiences in childhood still impact her. Even though her husband is unlike her stepfather, she gets scared when she is out for too long, and she only socializes with friends and colleagues in a limited way.

Survivor of violence, Moldovan

Women who experienced some form of childhood violence are more likely to say they have experienced physical and/or sexual violence at the hands of both non-partners and partners. Forty-five per cent of women who experienced childhood violence say they have experienced non-partner violence as adults, compared with 31% of those who did not experience childhood violence, while more than twice as many women (29%) who experienced childhood violence than those who did not say they have experienced intimate partner physical and/or sexual violence as adults (12%).



7%

Seven per cent of women can be defined as conflict-affected in Moldova.

5. Conflict and violence

5.1: Conflict-related experiences

Armed conflict is defined for the purposes of this research as armed fighting between two or more organized groups, attacks on communities or general insecurity caused by conflict.

Eight per cent of women indicated that they have lived in a situation where there was an active armed conflict for a period of at least one week.

At the time of the conflict, nine out of ten of these women heard gunshots or the sound of bombing or shelling in the local area where they lived (88%), a third of them lived where armed personnel were stationed or moving in larger numbers for at least a week (36%) and one in five witnessed fighting (20%). More than half said that civilians died in the area where they lived (53%), and more than a third reported that a family member, spouse or partner took part in the fighting (35%). More than a quarter reported that they had to flee or temporarily evacuate (27%), the majority later being able to return home. One in five could not find work where they lived due to the conflict. Women who lived through the conflict between the two banks were also affected in other ways, including civilians in their area being detained or imprisoned (12%), property being damaged (5%) and smaller numbers taking part in fighting, having property taken or being attacked.

In conclusion, 7% of women can be considered to be directly affected by conflict,⁵⁷ which is defined as having lived through a period of conflict and having at least one of the conflict-related experiences discussed above.

Those defined as directly affected by conflict were also asked about other consequences of having lived through conflict, from the availability of public services to loss of family members and experiences of violence. Around a quarter (28%) had at least one of the experiences listed in Table 5.1.

⁵⁷ The definition of "conflict-affected" is having lived in a situation where there was an active armed conflict for a period of at least one week and answering "yes" to at least one of the following questions: "Did you hear gunshots, the sound of bombing or shelling in the local area where you were living at the time of the conflict?" "Did you live for at least a week in a location where armed personnel (regular military or other armed groups) were stationed or moving in larger numbers? This may include local residents participating in the conflict." "Did you witness fighting in the local area where you were living at the time of the conflict?" "Was the property (e.g., your home, car, livestock) of your immediate family destroyed or seriously damaged due to the conflict?" "Was the property (e.g., your home, car, livestock) of your immediate family taken by an armed group?" "Was it impossible to find work in the local area due to the conflict (office/factories were closed or destroyed, it was too dangerous)?" "Did an immediate family member or your spouse or partner take part in the conflict or participate in fighting as a member of an armed group?" "Did you play an active part in fighting during the conflict?" "Were civilians from the local area where you were living detained or imprisoned?" "Did civilians in the local area where you were living die due to the conflict?" "Were you personally physically attacked or injured due to the conflict?" "Did you have to flee your home during (any of) the conflict(s) you experienced?"

Table 5.1: Experiences of directly conflict-affected women

Please tell me whether you experienced any of the following during the armed conflict(s) that you have experienced:

	Yes %
Women in your family had to go into potentially dangerous places (i.e. through frontline/boundary line or close to explosives like mines) for work or to fetch essentials for the household (firewood, food, drinking water, fuel, etc.)	13
Men in your family (husbands, fathers, brothers) were away from home and the family, (because they had to flee, fought in the conflict, were detained, went missing)	12
Health services (including women's health services) that you previously used were unavailable or inaccessible for a longer period of time	6
No law enforcement (police or other organization to keep law and order) present in your local area, for a prolonged time	5
Armed groups deliberately used threats, rumours or actual violence against women to terrify the local population in the area where you lived	5
An immediate family member or your spouse or partner was injured or died due to fighting/violence	3
Members of armed groups harassed local women in the area where you lived	3
Members of armed groups employed deeply humiliating practices against local women in the area where you lived	3
Circumstances caused women to offer sexual services in exchange for essential goods or for ensuring the safety of their family in the area where you lived	1

BASE: 148 women aged 18–74 in Moldova who have been affected by armed conflict
SOURCE: OSCE-led survey on violence against women (2018)

5.2: Conflict and violence against women

Very few women who indicated experiences of sexual harassment or non-partner violence identify armed individuals, guards at checkpoints or international peacekeepers, observers or aid workers as the perpetrators of the harassment or violence they experienced.

Women identified as conflict-affected were asked if their experiences of sexual harassment or physical and sexual violence at the hands of partners or non-partners were connected to an armed conflict or not, but few women did. Three women surveyed connected their experiences of non-partner physical and/or sexual violence to the conflict they experienced, and six women saw a connection between their experiences of intimate partner physical and/or sexual violence and conflict. Similarly, three women said their experiences of sexual harassment were connected to the conflict they experienced. For the vast majority, the conflict they endured did not contribute to the level of violence they experienced.

Experiences of violence among conflict-affected women is not higher than among those not conflict-affected (in fact, it is sometimes the other way around: more serious forms of sexual harassment in the 12 months prior to the survey and of stalking since the age of 15 are reportedly higher among those who are not conflict-affected).

While the statistical effect of conflict on violence seems negligible, it does not mean that no women suffered experiences of violence in relation to their experiences of conflict. The impact of the conflict between the two banks was explored in more detail in the qualitative research, which shows that the conflict had a devastating impact on some of the women who experienced it. According to the women who took part in the qualitative research, the conflict had a significant effect on the security and stability of the regions that were affected most (such as areas in the vicinity of the current security zone). This led to some women being sexually assaulted multiple times during this period; they were left feeling like there was no service that they could report the violence to (see case study 4.1).

The perpetrators of conflict-related violence were primarily men who lived in the local area. The women interviewed said that as the situation in the country deteriorated—and with it the rule of law—sexual violence against women increased (however, the data obtained from the general population does not seem to support this impression). The perpetrators of sexual violence tended to be people that the women knew from their local area. They said, however, that they did not think that there were any authorities that they could approach who would have helped them.

Case study: B.'s story

- B. was 12 when Moldova declared independence from the Soviet Union. Following separation from the Soviet Union, B. started suffering severe physical abuse at the hands of her classmates. She said she was assaulted because she looked different.
- She was raped by a neighbour, which led to depression and a health crisis and then hospitalization. She did not want to tell anyone about the rape because of the shame it would bring on her family, and because she did not think she would be believed.

“I didn’t want my parents to feel ashamed. Besides, who would have believed me? At that time, there were no tests. And they always blamed the girl... There were two girls in the village, two older sisters who were very frequently raped by many [men]. And they were beaten and raped, and [everyone in the village would say that it was their fault]. And that’s it! It wasn’t the boys who were guilty.”

Survivor of conflict-related and non-conflict-related violence, Moldovan

- During the mid-1990s, as the situation in the country became more violent, B. was sexually assault and raped by a number of men. Some came from wealthy families who knew the police, so she did not seek help. During this period, B. said that there was chaos in the region and no one to seek help from.

Among those who experienced violence at the hands of a partner or non-partner, 3% say they were assaulted or threatened with a firearm (a total of 17 respondents).

Women who had been sexually assaulted multiple times were left feeling that there was no service that they could report the violence to



Over half of women who identified a most serious incident of physical and/or sexual violence (54%) have experienced one or more physical consequences as a result of the incident.

More than four in five women identified a most serious incident of intimate partner physical and/or sexual violence (82%) developed a longer-term psychological condition in response to the incident.

Just over one in ten (11%) women reported their most serious incident of current partner violence to the police.

6. Impact of violence on women's lives and barriers to seeking support

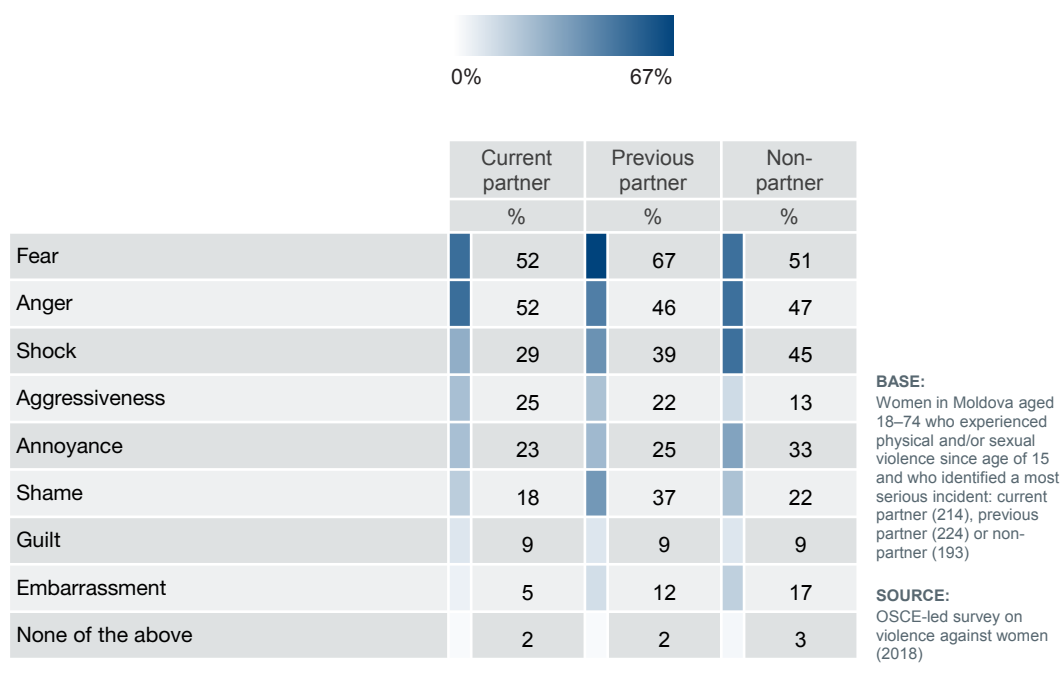
This chapter provides an overview of the impact of violence on women's well-being, if they reported their experiences to anyone and, if they did, how satisfied they were with the response. Throughout these questions, women were asked about the impact of their most serious incident of physical or sexual violence, which included threats of both. The most serious incident was defined as the one that had the most impact on the woman, either psychologically or physically.

6.1: Psychological effects and physical injuries

Almost all of the women who indicated experiences of physical or sexual violence experienced at least one of the emotions set out in Table 6.1 in response to the most serious incident identified. Regardless of their relationship to the perpetrator, the most common emotional responses were fear, anger or both—reactions typically felt by around half or more of those affected both in Moldova and in the EU. Shock was also a common response, particularly among those who experienced non-partner violence, and shame was indicated by over a third of those who had experienced violence at the hands of a previous partner.

Table 6.1: Emotional responses to physical and/or sexual violence (most serious incident)

Thinking about the most serious incident, did you feel any of the following as a result?



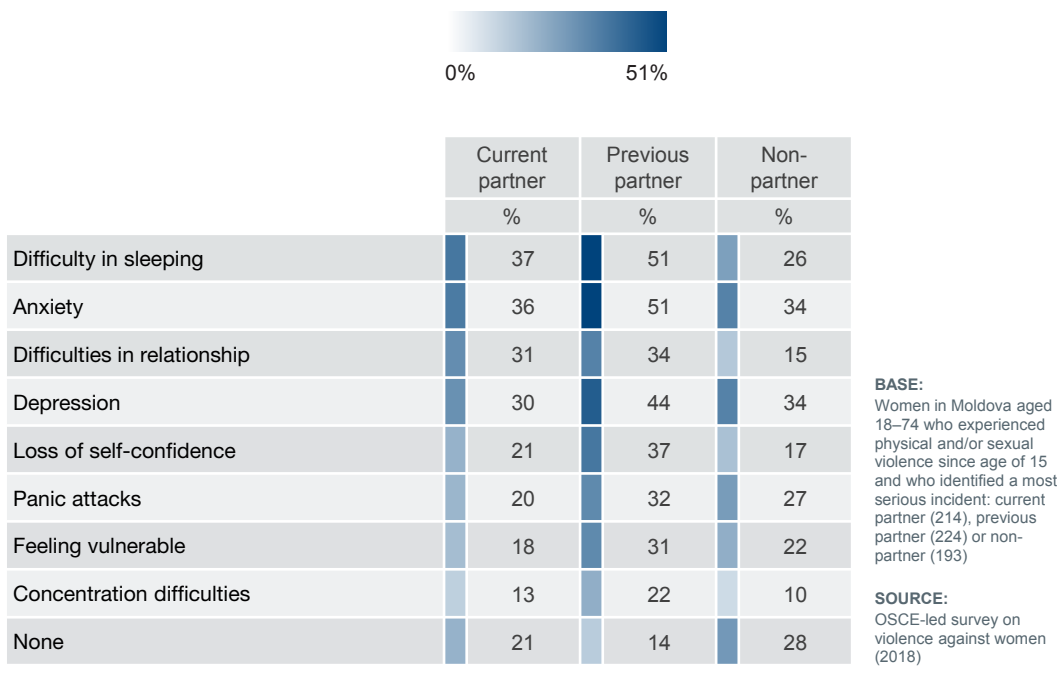
OSCE-led survey on violence against women: Moldova

Similar emotions resulted from sexual harassment. While fear was less often evoked in response to the most serious incident of harassment, more than three in ten women felt anger (37%), annoyance (32%) or shame (31%). Only 9% were left without any emotional reaction.

The majority of survivors of physical and/or sexual violence also felt the impact of at least one of the longer-term psychological reactions listed in Table 6.2 as a result of their most serious incident. These most commonly include anxiety, feelings of vulnerability, depression, relationship difficulties and difficulty sleeping. Anxiety, depression and vulnerability were also the most commonly stated reactions in the EU. The impact of violence perpetrated at the hands of a previous partner is generally more pronounced than violence at the hands of a current partner or non-partner. This could be due to recognition and identification of abuse after separation, as well as a reluctance to challenge the current relationship due to the impact or harm that might cause.

Table 6.2: Psychological consequences of physical and/or sexual violence (most serious incident)

Thinking about the most serious incident, did you suffer from any of the following as a result?



Nearly half of those who experienced sexual harassment say that there was no longer-term psychological impact from their most serious incident (45%). However, one in five of those affected suffered from anxiety (22%) or depression (19%) as a result of sexual harassment. In the EU, nearly one in six (14%) suffered from anxiety and one in five (20%) felt vulnerable.

6. Impact of violence on women's lives and barriers to seeking support

In the qualitative research, women who had experienced violence discussed various ways in which it had impacted them psychologically. Those who experienced psychological and physical violence during their childhood said that it had changed their personality, making them more timid. Women who had been subjected to highly controlling and abusive behaviour by their parents were still fearful of this happening again with a partner even when their partner did not treat them this way. Some also spoke about how the violence had made them angry, making them respond in a verbally aggressive manner on occasion. Other impacts included long-term anxiety and depression.

“I am still afraid. If I go somewhere, I start shivering and I think that I have to walk quicker, so as not to have problems. I have this fear of talking, of telling [someone] my opinion. I still have this fear, because I'm afraid that if I tell [someone] the way I like [something] or do [something] the way I like it, there will be a problem. I struggle a lot with this because I always remember how I suffered.”

Survivor of non-conflict-related violence, Moldovan, religious minority

Women who experienced sexual violence at the hands of a non-partner said they felt shame and had not spoken to anyone about the violence at the time.

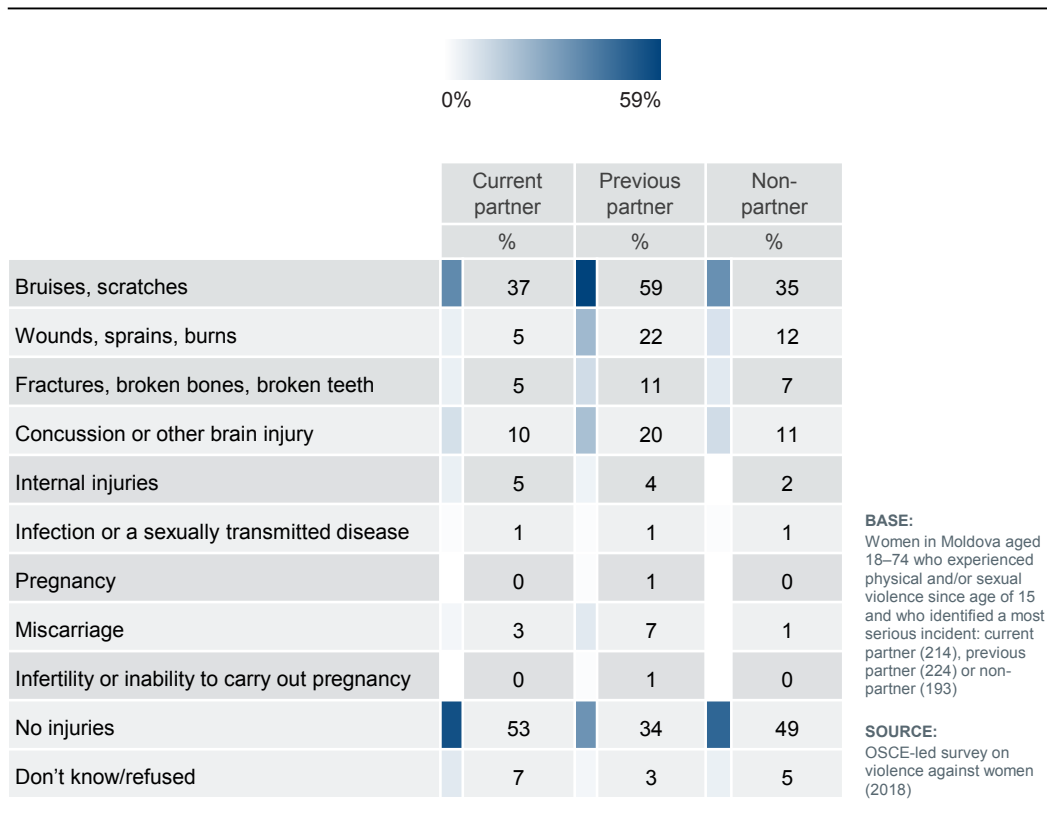
While fewer of the women surveyed who experienced psychological violence also suffered from physical injuries or consequences in relation to their most serious incident of violence, many were still affected in this way. More than four in ten women indicate that their most serious incident of current partner violence resulted in a physical injury (41%), but this increases to nearly half of those who experienced non-partner violence (47%) and almost two-thirds of those who experienced violence at the hands of their previous partner (63%) and who identified a most serious incident.

Women who experienced sexual violence at the hands of a non-partner said they felt shame and did not speak to anyone at the time

Across all perpetrator types, bruises or scratches are the type of physical injury indicated most often. Around one in five women experienced wounds, sprains or burns (22%) or concussion (20%) following their most serious incident of previous partner violence. Reflective of the more severe or brutal nature of the violence involved in the most serious incident of previous partner violence, women who have experienced previous partner violence are more likely to have experienced physical injuries or consequences overall and more serious types of physical consequence more often.

Table 6.3: Physical injuries arising from physical and/or sexual violence (most serious incident)

Thinking about the most serious incident did it result in any of the following?



Women who had children present during incidents of current or previous partner physical or sexual violence are more likely to state that they experienced physical injuries (60% and 75%, respectively) than others following their most serious incident of violence. Similarly, they are also more likely to indicate various emotional and psychological reactions and symptoms.

Women also discussed their physical injuries in the in-depth interviews, which revealed that they had suffered similar types of injuries, such as cuts, bruises and other painful injuries as a result of being hit or beaten. They rarely sought any medical care for these injuries.

6. Impact of violence on women's lives and barriers to seeking support

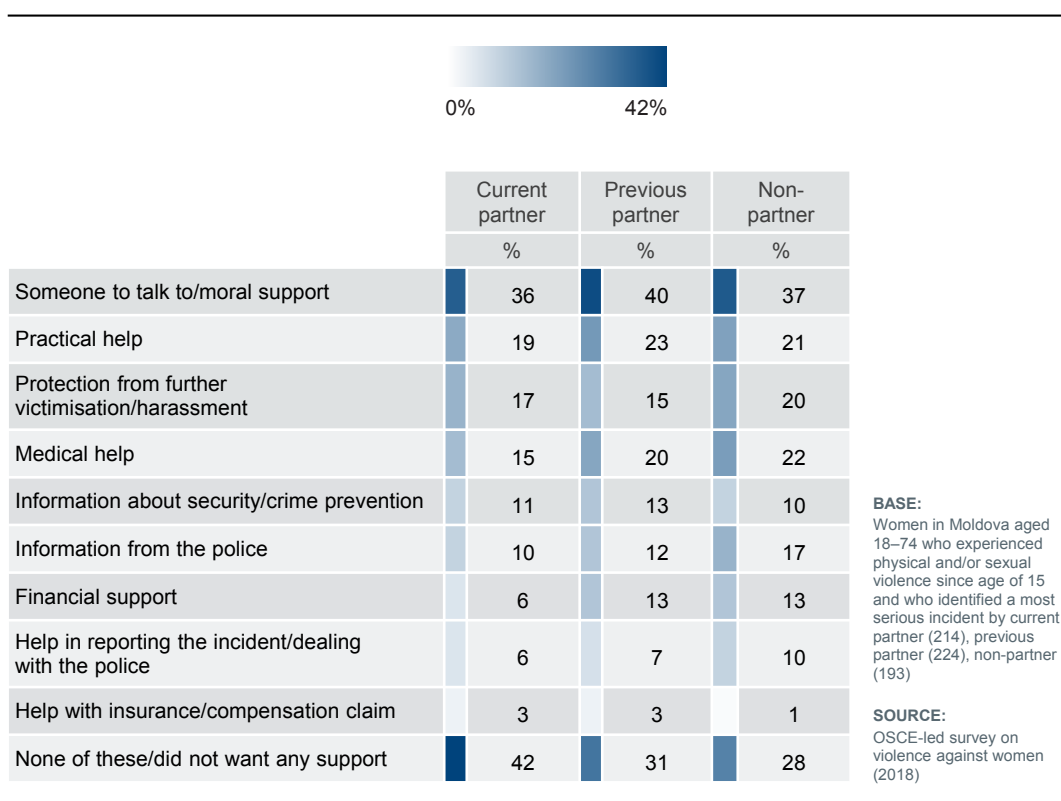
6.2: Support that survivors of violence want

All respondents who had experienced physical or sexual violence were asked if they needed some type of assistance following the most serious incident that they had experienced.

The most-mentioned source of information, advice or support women say they wanted after their most serious incident of physical and/or sexual violence at the hands of a partner, both in Moldova and the EU, was just someone to talk to who could provide moral support. Around one in five women who experienced previous partner or non-partner violence also wanted practical and medical assistance. Survivors also needed to find protection from further victimization.

Table 6.4: Types of information, advice and support wanted following an incident

What types of information, advice or support would you say you wanted following the most serious incident you experienced?

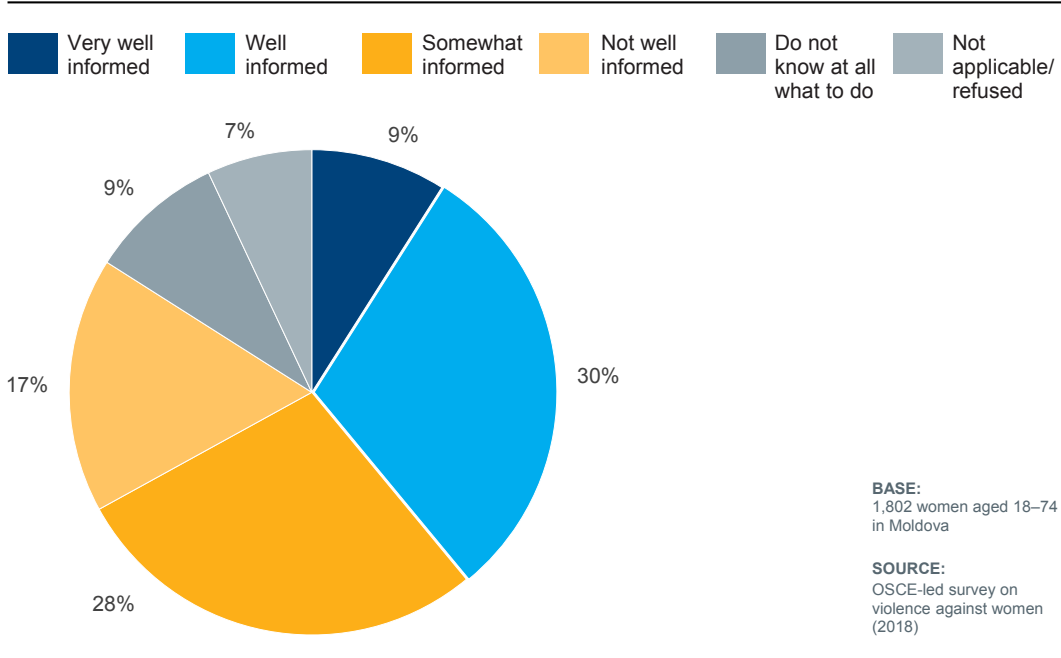


According to the participants of the qualitative part of the research, the main unmet need of women who had experienced violence was psychological support. These women said they were unaware of places that could offer this type of help, and they expressed concern about the cost of such support. They said the service would need to be free and anonymous for them to feel comfortable accessing it.

Three-quarters of women have recently seen or heard campaigns addressing violence against women (75%). Around four in ten women feel very well or well informed about what to do if they experience domestic violence themselves (39%), and a further 28% feel somewhat informed, while 26% do not feel well informed or do not know what to do at all.

Figure 6.1: Awareness of what to do after experiencing violence

How well informed do you feel about what to do if you experience violence?



Of the three special support organizations that research participants were asked about, the most recognized was the Trust Line for women administered by the La Strada International Centre⁵⁸, which 56% of women overall indicate that they have heard of, followed closely by the Assistance and Protection Centre for Victims⁵⁹, with just over half saying they have heard of this organization (52%). The Refugiul Casa Marioarei shelter⁶⁰ is less well known, with just 28% of women saying they have heard of it. Awareness of these organizations is higher among those with tertiary education and among women aged 40–49.

Overall, 70% of women have heard of at least one of the organizations they were asked about. However, women rarely contact these organizations after experiencing incidents of violence or sexual harassment, regardless of the perpetrator. The proportion of survivors who said they contacted any specialized victim support organization after experiencing an attack was in the low single digits.

6.3: Reporting experiences of violence and harassment

In the survey, women were asked whether the police or other organizations came to know about the most serious incident of physical or sexual violence they had experienced, including threats of physical and sexual violence.

58 The La Strada International Centre La Strada was founded in 2001 and works today in four areas: preventing human trafficking, preventing domestic violence, preventing sexual exploitation of children for commercial purposes and ensuring the safety of children online. It is part of the La Strada International European network, which works on human trafficking issues in eight countries of origin and destination in Central and Eastern Europe. It launched a hotline for women victims of domestic violence in 2009 called Trust Line. For more information, see <http://lastrada.md/eng/hotline>.

59 The Assistance and Protection Centre for Victims was founded in 2001 by IOM Moldova and became a public institution under the Ministry of Labour, Social Protection and Family in 2008. It provides assistance and protection for victims and potential victims of trafficking, and it offers accommodation, as well as rehabilitation and reintegration services. For more information, see <http://www.iom.md/centre-assistance-and-protection-victims-and-potential-victims-trafficking-chisinau-cap>

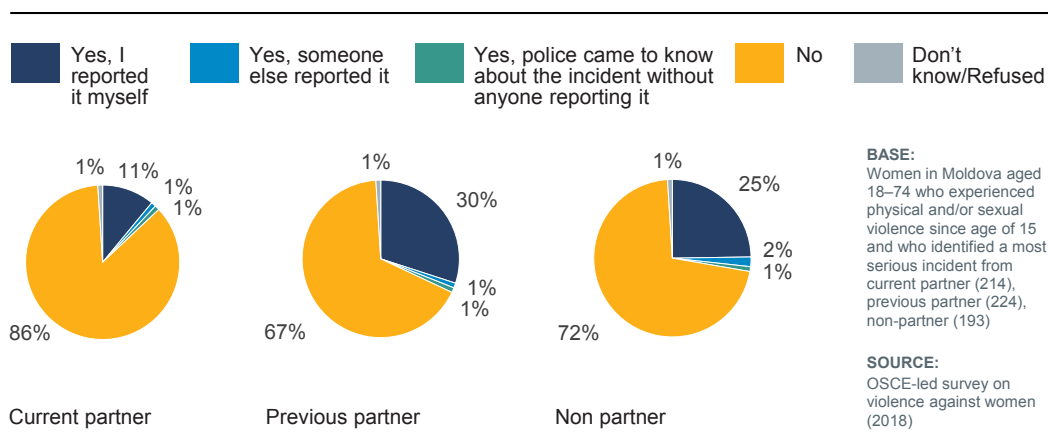
60 The Refugiul Casa Marioarei shelter offers emergency accommodation, as well as psychological, social, legal, medical and information assistance to victims of family violence and their children. For more information, see <http://casamarioareieng.blogspot.com/>.

6. Impact of violence on women's lives and barriers to seeking support

Even following the most serious incidents of physical and/or sexual violence, the police did not come to know about it in the majority of cases, as seen in Figure 6.2 below.

Figure 6.2: Contact with the police following the most serious incident of physical and/or sexual violence

Did the police come to know about the [most serious] incident?



Women tended not to contact other services either. In relation to current partner physical and/or sexual violence, seven in ten women who identified a most serious incident did not contact the police or any other service or organization (70%), and the same is true for around six in ten of the most serious incidents of previous partner (58%) and more than half of the most serious incidents of non-partner violence (51%).

Table 6.5: Contacts after the most serious incident of physical and/or sexual violence

Did you contact any of the following services as a result of the most serious incident?

	Current partner	Previous partner	Non-partner
	%	%	%
Church/ faith-based organization	14	8	13
Police (self-reported)	11	30	25
Hospital	10	20	22
Doctor, health care or other health care institution	10	22	21
Social services	2	4	1
Legal service/lawyer	2	11	9
Another service/organization	2	1	1
Victim support organization	1	1	1
Women's shelter	1	0.4	0.3
No organization or police contacted	70	58	51

BASE: Women in Moldova aged 18-74 who experienced physical and/or sexual violence since age 15 and who identified a most serious incident: current partner (214), previous partner (224), non-partner (193)

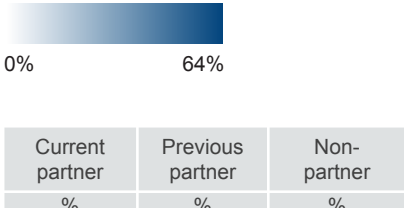
SOURCE: OSCE-led survey on violence against women (2018)

OSCE-led survey on violence against women: Moldova

The main reason women did not report their most serious incident of violence to the police is that they decided to deal with it by themselves, perhaps only involving friends and family. Other reasons include considering the incident to be too minor, shame and embarrassment, fear of the perpetrator or wanting to keep it private, as detailed in Table 6.6.

Table 6.6: Reasons victims did not contact the police

Why did you not contact the police?



	Current partner	Previous partner	Non-partner
	%	%	%
Dealt with it myself/involved a friend/family member	64	61	46
Too minor / not serious enough/never occurred to me	29	8	18
Shame, embarrassment	10	14	10
Didn't want anyone to know/kept it private	9	13	5
Fear of partner/ offender	8	14	14
Didn't want my partner/the offender arrested or to get in trouble with police	6	3	2
Would not be believed	5	2	5
Did not think they would do anything	4	9	12
Did not think they could do anything	4	7	2
Did not want the relationship to end	4	2	0
Too emotionally upset to contact the police	3	2	5
Thought it was my fault	3	2	2
My partner did not let me	2	3	0
Went someplace else for help	2	3	0
Fear of reprisal from someone other than partner	1	0	6
Somebody else had reported it, or police came to know about it on their own	1	0	2
Somebody else stopped me or discouraged me	1	0	1
Could not report to police because of conflict	1	0	4
Afraid I would lose the children	0	1	0

BASE:
Women aged 18–74 in Moldova who identified a most serious incident and who did not report to the police: current partner (168), previous partner (157), non-partner (142)

SOURCE:
OSCE-led survey on violence against women (2018)

6. Impact of violence on women's lives and barriers to seeking support

The reasons given for not contacting other services are similar to those given for not contacting the police.

Deciding to deal with the incident themselves is the most common reason given for not contacting the police or other services (as in the EU). Besides a widely held attitude that domestic violence should be kept private (Figure 3.2), the barriers below, identified in the qualitative research, may contribute to the fact that women prefer to deal with incidents of violence themselves.

Box 6.1: Barriers to reporting identified in the qualitative research included:

1. **Shame:** primarily that they are guilty of provoking the situation, and that they have a duty to keep their family together
2. **Financial reasons:** the woman does not have anywhere to live or does not have enough money to support herself financially or cannot afford to pay legal fees for a divorce.
3. **Lack of awareness of services:** women are unaware of the specialist services that are available.
4. **Mistrust of services:** women are afraid that they will not be believed or are concerned that reporting will not have any impact.
5. **Fear:** that the perpetrator will find out about their complaint and that this will only make the violence worse.

One of the key barriers preventing women from reporting violence was shame. The women who took part in the qualitative research said that it was shameful for them as an individual, that they had allowed the violence to happen and that they provoked this response from their partners. They said that it was also considered shameful for their family in general, adding that they thought that their mothers would tell them to endure the situation to avoid shaming the family. Some women who experienced violence did not report it out of fear of shaming their children.

“First, I think that the [victim’s] mother would tell her to put up with it, that women have to endure [such situations], that she has two children, and that things might change. Second, [her mother would say:] ‘You will bring shame on me, so it is better to endure it and to remain silent.’”

Female, aged 30-40, rural, Moldovan

Related to this, the women who took part in the qualitative research said there were also strong cultural expectations that women had to be emotionally strong and patient and that they should be able to endure violence at the hands of their partners. They added that traditional values still emphasized the importance of the family and the importance of women's role in keeping their family together even in difficult situations.

“I have a friend in such a situation, and she tells me that her husband is violent. They have four children together, so you can’t just tell her to leave him. You have to think about the children as well. Maybe [she could] talk to him, to his relatives. A way should be found; you can’t just leave.”

Female, aged 40+, urban, Gagauz

According to the women who took part in the qualitative research, there were also practical and financial barriers that prevented women from reporting violence. If a woman reported violence and left the perpetrator, she might then have nowhere to live. Participants said that if a woman had children, she would be very unwilling to take this risk as she is responsible for them. Some women said that if a woman were not financially independent, then she would not be able to afford the legal fees to get a divorce.

Women expressed concern that if they received support, their partner might find out

Despite a relatively high degree of recognition of several specialized NGOs in Moldova in the survey, women in the qualitative research were unaware of any specialist services that they could receive support from, particularly of any places where they could receive psychological help. However, they said that even if this were available, they would be concerned that if they received support, their partner might find out. They also expressed concern about the cost of using this type of service. Some women said they were also unaware of any services providing legal or practical support for women.

The main services that women knew that they could report violence to were the police and social services. However, some women held negative attitudes towards the police: they said they did not think that the police would take their case seriously or effectively prosecute the perpetrator. Participants said that, in cases of IPV, the police usually fine the perpetrator. They said that, since the fine is paid from the family budget, the only outcome from reporting is that they would be worse-off financially.

“Many do not report [violence], as the fine takes money away from the family.”

Female, aged 30-40, rural, Moldovan

Women also expressed concern that reporting could lead to the worsening of violence once the perpetrator found out. This was a key concern because women did not trust the police to provide an effective response or to provide them with any protection from the perpetrator.

Reporting sexual harassment

Almost half of those who were sexually harassed did not talk to anyone even following their most serious incident (47%). These women said that they were able to deal with it themselves (76%) or that it was too minor an occurrence and that it might never have occurred to them to report it (14%). For a small number of them, however, other factors came into play: some cite embarrassment or shame (5%), wanting to keep it private (4%) or thinking it would not help (4%).

For those who did talk about sexual harassment, the most common people to talk to were a relative/family member (23%), a friend (18%) or a boyfriend/partner (12%). Victims were very unlikely to reach out to the police or to any specialized service after such experiences.

6. Impact of violence on women's lives and barriers to seeking support

6.4: Satisfaction with services

Feedback from the in-depth interviews with women who had experienced violence suggests negative experiences of reporting it to the police. For example, one woman had made a sexual harassment complaint about a male colleague, but she said she was pressured to withdraw it because the police officer was friends with the alleged perpetrator. Another woman experienced an inefficient and ineffective response. She said she was physically assaulted by her partner. She reported this to the police, but they did not visit her until two weeks later. By this time, her bruises were no longer visible. When the police arrived, they only spoke to her husband and chose not to punish him.


Some women who experienced sexual violence came into contact with health services. However, one woman said that, after being raped, she did not want a male doctor to touch her, but there were no female doctors that she could receive support from.

“I did not want a gynaecologist to see me. He was a man, and I told him ‘If you touch me, I will cut both your hands off!’ That’s what I said to the doctor! I was very shy, but I said it ... And nobody knew about this, nobody in the whole world knew about the fact that I was raped. And I didn’t allow him to touch me”

Survivor of conflict-related and non-conflict-related violence, Moldovan, long-term health condition

While relatively small numbers of women stated in the survey that they contacted organizations and institutions other than the police in relation to their most serious incident of violence at the hands of non-partners, current partners and previous partners, on the whole those women who did so were satisfied with the help or advice that they received. The exception to this was reported concerning contact with hospitals and healthcare professionals following a woman's most serious incident of violence at the hands of a non-partner, where satisfaction is split, with about half of the women indicating that they were satisfied and half that they were not satisfied.

Feedback on contact with the police is divided. For example, 50% of those who reported their most serious incident of non-partner violence to the police were satisfied with the contact they had, but 44% were dissatisfied, including 30% who were very dissatisfied. In relation to the most serious incident of previous partner violence, 44% of those who contacted the police were satisfied, but 50% were dissatisfied, including 38% who were very dissatisfied. The number of women reporting current partner violence to the police is low (33 respondents), but 42% of them were satisfied, and 58% were dissatisfied.



7. Experiences of violence among specific groups of women

The survey collected a range of details from respondents in order to provide a more in-depth analysis of the extent to which violence is experienced by different groups of women. The purpose of this is to identify the prevalence and risk of experiencing violence among specific groups. This chapter focuses on significant differences in the reported experiences of all forms of violence, including sexual harassment among different groups of women.

Age

The prevalence of sexual harassment and stalking is highest among the youngest age group (18–29 years of age). For example, 63% of women under 30 indicate that they have been sexually harassed since the age of 15, compared with 49% overall and 35% of those 60 or older. Three times as many younger women (18%) than older women (6%) indicate that they have ever been stalked. Younger women (11%) are also more likely to indicate that they experienced childhood psychological violence than on average (6%) and in particular compared with women 50 or older (3%). The same is also true regarding childhood sexual violence, with 4% of young women indicating this compared with 1% of those aged 50 or older.

In contrast, women aged 50–59 and 60–74 are more likely to say they have experienced current partner violence: the indicated prevalence since the age of 15 is 34% and 30%, respectively, for these two age groups, but 18% for the women under 30, although this may be due to the fact that older women tend to have had longer relationships. Of note, however, is that the indicated prevalence of current partner physical and/or sexual violence in the 12 months prior to the survey is higher among young women than it is overall (13% versus 10% overall).

Relationship status

The data has been analysed based on whether each respondent has a current partner (currently married, living together without being married or involved in a relationship without living together), has had a previous partner (same definitions as current partner) or has never had an intimate partner.

Women who have had a previous partner are more likely to experience sexual harassment, stalking and non-partner violence than those who have not had a previous partner: 52% of women with a previous partner indicate that they have experienced sexual harassment since the age of 15, compared with 47% of those who have not had a partner; stalking is indicated by 11% of those who have had a previous partner compared with 8% of those who have not; and those who have had a previous partner (23%) are almost twice as likely to indicate that they have experienced non-partner physical and/or sexual violence compared with those who have not had a partner (11%).

Employment status

The main employment categories that showed distinctive differences are women who fulfil domestic duties and care responsibilities, women who are not working due to illness or disability (note: small base size n=49), students (note: small base size n=47) and those who are retired. Students and women who fulfil domestic duties and care responsibilities are more likely than average to have experienced sexual harassment since the age of 15 (70% and 58%, respectively, versus 49% overall). These women are also more likely to state that they have been stalked (20% and 14%, respectively, versus 10% on average).

While the sample size is small (n=49), it is notable that women who are not working due to illness or disability are more likely than those in paid work to have experienced non-partner physical or sexual violence (28% versus 17%). This same group is also more likely to indicate experiences of current partner physical violence than the average (43% versus 24% overall), though caution should be applied here given the small sample size (n=32).

Education

The survey asked women about the highest level of education they have completed: primary, secondary or tertiary. The patterns of experiences of violence by education vary according to the form of violence experienced.

Women who have completed tertiary education are more likely to have experienced sexual harassment than those who have not completed tertiary education (56% versus 47% respectively). On the other hand, women who have tertiary education are less likely to have experienced physical or sexual violence at the hands of a partner (22%) than those who have not completed tertiary education (36%).

Income

Survey respondents were analysed according to four income groups: those living comfortably on their present income, those coping, those finding it difficult to get by, and those finding it very difficult to get by. Generally, women who are finding it difficult and finding it very difficult indicate experiences of physical and sexual violence more often.

The indicated prevalence of non-partner physical and/or sexual violence since the age 15 is 24% among those finding it very difficult to get by on their present income, compared with 17% overall. The prevalence of non-partner physical and/or sexual violence in the 12 months prior to the survey is also significantly higher among this group (10% versus 5% overall).

The indicated prevalence of all forms of current partner violence is higher among those finding it very difficult or difficult to cope on their present income. For example, 77% of those finding it very difficult and 73% of those finding it difficult indicate that they have experienced psychological violence at the hands of their current partner, compared with 56% of those living comfortably. Current partner physical violence is indicated by 43% of those finding it very difficult to get by on their present income, compared with 12% of those living comfortably. Seven per cent of those finding it difficult to get by on their current income indicate that they have experienced current partner sexual violence, while there were no such reports among those living comfortably.

The indicated prevalence of all forms of current partner violence is higher among those finding it difficult or very difficult to cope on their income

Minority groups and refugees/displaced women

Within the total sample of 1,802 women, there were 427 who identified as being from one of six minority groups. The largest number of these women said they were either from an ethnic minority (206 women) or a religious minority (152 women). Women belonging to a religious minority were more likely to have experienced childhood violence (40% versus 25% overall), whereas women from an ethnic minority were less likely to indicate experiences of physical violence at the hands of an intimate partner (25% versus 33% overall). The prevalence of non-partner violence among any minority group is in line with the average.

Women with and without children

Women without children or who have never had children have a significantly different experience of sexual harassment compared with women who have children or have had children: 68% of the former indicate that they have been sexually harassed since the age of 15 (compared to 46% of women who have had children), while 30% indicate that they had such an experience in the 12 months prior to the survey (compared to 15% of women who have had children). Stalking is also more prevalent among women who have not had children (18% since the age of 15 compared to 9% of those with children).

In contrast, some forms of partner violence are more prevalent among women who do have children. A quarter of women with children indicate that they have experienced current partner physical violence since they were 15 (25%) compared with 13% of those who do not have children. Previous partner psychological violence is also indicated more often by those women who have children (60% versus 50% of women who do not have children), as is previous partner physical violence (37% versus 25%, respectively). Non-partner physical and sexual violence is also indicated more often by women who have children, both since the age of 15 (24% versus 16% of those who do not have children) and in the 12 months prior to the survey (8% versus 4%).

Location

Women who live in urban areas are more likely to indicate that they have been sexually harassed at some point in their lifetime than women living in rural areas (55% versus 46%, respectively), and the former are also more likely to indicate that they have experienced the six most serious forms of sexual harassment (40% versus 28%, respectively).

Non-partner violence does not differ by locality, but women from rural areas are consistently more likely to indicate that they have experienced previous partner and current partner violence. Thirty per cent of women living in rural areas indicate that they have experienced current partner physical and/or sexual violence compared to 13% of women living in urban areas. Lifetime experience of sexual violence at the hands of a current partner is 7% among women living in rural areas compared with 3% living in urban areas. Previous partner psychological violence is indicated by 64% of women living in rural areas, compared with 51% living in urban areas, and previous partner physical violence is indicated by 41% of women living in rural areas compared with 29% of women living in urban areas.

Table 7.1: Prevalence of violence, by residential area

	Urban %	Semi-urban	Rural
Sexual harassment – since the age of 15	55	52	46
Sexual harassment – in the 12 months prior to the survey	17	18	18
Stalking – since the age of 15	13	10	9
Stalking – in the 12 months prior to the survey	3	5	3
Childhood violence (all forms)	23	29	24
Non-partner physical and/or sexual violence – since the age of 15	18	20	15
Non-partner physical and/or sexual violence – in the 12 months prior to the survey	6	5	4
Current partner psychological violence – lifetime	61	65	69
Current partner physical and/or sexual violence – lifetime	13	21	30
Current partner physical and/or sexual violence – in the 12 months prior to the survey	8	7	11
Previous partner psychological violence – lifetime	51	58	64
Previous partner physical and/or sexual violence – lifetime	32	30	40
Previous partner physical and/or sexual violence – in the 12 months prior to the survey	5	3	5

BASE: Women in Moldova aged 18–74 (1,802); 1,286 women with a current partner and 789 women with a previous partner
 SOURCE: OSCE-led survey on violence against women (2018)

7. Experiences of violence among specific groups of women

Current-partner characteristics

Given that women aged 50 or older are more likely to indicate that they have experienced current partner physical or sexual violence, it follows that the lifetime prevalence of violence is higher among women whose partners are 50 or older. For example, 35% of women with partners aged 50–59 indicate that they have experienced physical violence at the hands of that partner compared with 15% of those with partners under 30 and 24% overall. Physical violence at the hands of one's current partner is much more frequent when women's partners are unemployed (33%) compared to when they are in paid work (20%). Turning to sexual violence, 8% of those with partners aged 50–59 have indicated that they have experienced current partner sexual violence in their lifetime compared with 5% overall. Similarly, there is a higher lifetime prevalence of current partner sexual violence when women's partners are currently unemployed (10%) compared to when their partners are in paid work (3%).

Another prominent factor related to the prevalence of violence is how often a woman's current partner drinks alcohol. Women who say that their current partner drinks weekly are more than four times more likely (58%) to indicate that they have experienced physical and/or sexual violence than those whose partners never drink (14%).



8. Key conclusions and recommendations

The survey and the qualitative research point to three main findings on violence against women in Moldova:

1) Social norms and attitudes contribute to gender inequality and a high prevalence of physical and psychological violence

The women who took part in the research for this report expressed concern about violence against women in Moldova. More than three out of four women (76%) say that violence against women is common in their country. Indeed, a very high number of women, nearly three-quarters (73%), have experienced some form of intimate partner violence, the most common being psychological violence, experienced by 71% of women in Moldova compared to 43% in the EU and 60% in Denmark, the EU country with the highest rate of reported IPV. Some 33% of women in Moldova report having experienced physical violence, compared to 20% in the EU and slightly higher than the highest figure in any EU country, 31%, in Latvia.

Social norms and attitudes concerning women's roles in society and the wide acceptance of gender inequality provide context for this violence. Half of women in the survey believe that their friends would agree that "a good wife should obey her husband even if she disagrees". Over half of women (55%) say that domestic violence is a private matter, nearly four times more than in the EU (14%). Forty-five per cent of women (15% in the EU) believe that women provoke violence, and 40% of women believe that claims of rape or abuse are exaggerated (20% in the EU).

Women in the qualitative research revealed that women were still expected to be the primary caregivers and do most of the work at home. They said that psychological violence and sexual intimate partner violence were considered normal, with physical violence being the least accepted in society. This did not hold true for Roma women, however, who explained that physical violence in their community is considered normal and is accepted in intimate partner relationships.

The women said that sexual violence in intimate relationships was especially taboo and was seldom talked about in public. They expressed the belief that the accepted view in society was that sexual violence could not occur between spouses. This attitude is further strengthened by the legal definition of rape, with experts who took part in the research explaining that the definition of sexual violence applied in Moldova incorrectly focused on the method of constraint rather than the idea of consent. They also said that there was no special law on domestic violence or GBV in the Transdniestrian region and that victims received nearly no support.

In its 2013 Concluding Observations, the CEDAW Committee urged the government to develop a comprehensive strategy to overcome patriarchal and gender-based stereotypical attitudes about the roles of women and men. It further recommended that the Criminal Code be enforced; that all women be ensured protection from violence, including Roma and women with disabilities; and that the current guidelines regarding the investigation of rape and other forms of sexual assault be amended.

2) Violence against women is underreported to the police and other organizations, and there is a lack of trust in the institutions that should provide support and services to victims

Women who experienced violence reported short-term (71%) and long-term (82%) psychological reactions, as well as physical injuries, with one in five women survivors of previous partner violence reporting that they had a concussion as a result of the violence they endured. Despite these serious consequences and the very high prevalence of intimate partner violence against women in the country, nearly three-quarters (73%) of victims of current partner violence did not contact any organization for support. Women in the qualitative survey shared that they did not believe that reporting their experiences would provide them with protection. The number of women reporting current partner violence to the police is low (11%), and feedback is divided, with 42% of survey respondents stating they were satisfied and 58% dissatisfied with the contact they had.

Barriers to reporting identified by the women in the qualitative research included shame, fear of the perpetrator, lack of financial support, lack of awareness of services and mistrust of services.

A recent change to the Civil Procedure Code means that, during a court case, women are encouraged to seek mediation services before they can settle the case, which contradicts the provisions of the Istanbul Convention and forces the victim to meet with the perpetrator, putting her at risk of secondary victimization. Some women interviewed expressed the belief that some people working in the justice system still thought that IPV only occurred when a woman “went looking for it”, and that it was not appropriate for a man to be evicted from his home (even if he is a perpetrator).

Experts also said that some staff working for service providers would be more dismissive of IPV within the Roma community, as they would see this as part of their way of life. They said that more continuous training of staff working on IPV should be conducted.

Even when violence is reported, there is questionable success in bringing the perpetrators to justice and preventing further violence. Several women who took part in the qualitative research and experts who took part in the key expert interviews expressed the belief that the current punishments for IPV were ineffective. They said that prosecuting domestic violence as an administrative offence and administering a fine did not act as a deterrent and actually punished the family as a whole.

The women who took part in the qualitative research called for punishments that they felt would change men’s behaviour, such as compulsory counselling or community service. Even when these types of punishments were applied, however, the experts interviewed did not always see them as effective. For example, one of the experts said that, when sentencing perpetrators to community service, many judges apply the minimum number of hours possible and no protection would be provided for the victim from the perpetrator.

One expert has been involved in the roll-out of a project aimed at rehabilitating perpetrators of IPV. Men who have committed IPV are ordered to attend the programme, but despite mandatory attendance, there has been very low turnout.

According to the qualitative research, women believed they could avoid violence by adjusting their own behaviour, which places the responsibility for experiencing any kind of violence on the victim as opposed to the perpetrator and often results in women feeling fear, shame and anxiety.

The CEDAW Committee recommended that the Government of Moldova encourage women to report acts of violence by raising awareness of the criminal nature of such acts, launch ex officio investigations and ensure that perpetrators are punished, provide free legal aid for women survivors of violence and ratify the Council of Europe Convention on Preventing and Combating Violence against Women and Domestic Violence in order to ensure better state response to violence against women and domestic violence.

3) Specialized services for women survivors of violence are lacking and need to be improved, including for disadvantaged groups of women

Another key area highlighted was the need for improved provision of specialist services for women who have experienced violence. The women who took part in the research expressed the belief that there was a lack of access to shelters for women who had nowhere to live. The experts interviewed for this report said that current coverage was inconsistent in different regions of Moldova and needed to be improved.

Both the women who took part in the research for this report and the experts who were interviewed highlighted the need for free counselling services to help victims identify and address the violence they experienced. Some women who took part in the qualitative research also said it was crucial that only trained psychologists provide support, while the experts interviewed said that there had been progress in this area, as the state began accrediting psychological services for victims of IPV in 2017.

Women who took part in the qualitative research also expressed the belief that many women were unaware of their rights and of the services available to them. The experts interviewed said that older women and women living in closed communities or remote areas were most likely to be unaware of relevant services and their rights.

The Roma women who took part in the qualitative research said that there were many women in their community who did not know where to go to get support and who did not have access to the Internet to look for support. The experts interviewed said that more needed to be done to inform women in these communities.

The CEDAW Committee urged the state to provide adequate assistance and protection for women survivors of violence, including Roma women, and to increase the number of, and funding for, shelters, while also ensuring that such support extends to women from rural areas and the Transdnestrrian region.

Recommendations

The survey and the qualitative research provide the basis for further specific recommendations:

Strengthening referral and support mechanisms for monitoring implementation **For the Government**

1. Strengthen the referral mechanism and co-operation between different service providers by streamlining existing regional systems. Enable more co-ordinated support so that women can report violence to one service and be referred to other relevant support, with one of these support agencies being responsible for following up on the case. Collect good practices of co-ordinated response from both sides of Dniester/Nistru River. The Autonomous Territorial Unit of Gagauzia especially needs support and capacity-building in providing a co-ordinated community response.
2. Consider how to establish a legal framework for NGOs providing services in the Transdnestrrian region.
3. Ensure capacity-building for local public administration units with regard to violence against women and gender issues, as well as budgeting at the local level and financing for awareness-raising activities. Encourage local authorities to give priority to domestic violence when it comes to budget allocation. During the validation roundtable on 18 November 2018, the participants suggested that the village of Chirsova should be used as a good local example of how this should be done.
4. Order that each town hall publicly display practical information on which services for victims and perpetrators exist at the local level.
5. Strengthen the current mechanism – through hotlines and Trust Line – that allows victims to make claims against the authorities for failing to respond adequately and explore the possibility of enabling online reporting of these cases.
6. Develop a monitoring mechanism to see how various professionals (ranging from the local level and the social sector to the police and judiciary) apply their knowledge. Introduce standards for sanctioning staff for not applying due diligence to increase women's trust in the police and other institutions and to overcome the preference of some staff in certain services to recommend that reconciliation be attempted as a first approach. Provide guidelines with clear steps for these professionals to avoid further victimization.

For the Ministry of Justice and the Ministry of Interior

7. Ensure that, during court-sanctioned investigations, victims of violence are interviewed only in accordance with special procedures to protect witnesses and avoid re-victimization.
8. Ensure that it is mandatory for police and judges to inform victims of their rights, including the right to legal aid. Examine the reasons why very few victims of GBV currently benefit from legal aid.
9. Revise the implementation of protection orders and put a clear monitoring mechanism in place. Improve the implementation of the existing legal framework, so that protection measures are used more often. Introduce electronic tracking to monitor whether a perpetrator breaches a restraining order.

Co-operation, training and a multi-sectoral approach

For the Ministry of Justice and the Ministry, Moldovan Bar Association, the National Council for Guaranteed State Legal Aid, and the National Institute of Justice

10. Train legal experts to recognize the different forms of violence described in the Law on Preventing and Combating Family Violence, as well as the soft skills to protect survivors during legal proceedings. Include modules on personal biases and stereotypes.
11. Encourage lawyers to specialize in order to better assist victims.
12. Provide training to the police and other service providers on the causes and consequences of violence against women, on the application of the legal framework and on how to protect victims in the application thereof, including by conducting a risk assessment.

For the Ministry of Health, Labour and Social Protection and the Ministry of Education, Culture and Research

13. Train healthcare providers, in a survivor-focused way, to identify violence against women at an early stage and encourage victims to get relevant social, economic and legal support. Ensure respectful treatment of survivors, properly address physical and mental healthcare and make sure that injuries are described in the proper way.
14. Develop incentives for professionals to attend training courses by developing a credit system and develop a database for professionals from ministries who have attended training courses in order to monitor who has profited from training. Ongoing training should be based on an assessment of training needs.
15. Exchange good practices on training at the local level in Moldova, collect good practices from other countries and revise existing training modules based on these good practices.

OSCE-led survey on violence against women: Moldova

16. Revise existing training modules and introduce standardized training for professionals. Decide which modules should be institutionalized for all professionals, and include modules for community mediators from the Roma community.
17. Training should be conducted through NGOs active in the field of violence against women.
18. Include in training modules the need to combat violence within ethnic communities in order to combat persistent stereotypes.
19. Conduct education programmes with the leaders of Roma communities, so that they learn about gender-based violence and how to combat it.

Specialised services for women, including for disadvantaged groups

For the Ministry of Health, Labour and Social Protection

20. Allow women to extend their stay at shelters (centres for victims) beyond three months in order to facilitate empowerment and the resolution of legal issues related to domestic violence. The extension of a shelter stay should be decided on a case-by-case basis to avoid making individuals dependent on the system. Some cases should be more thoroughly monitored in order to see if their stay needs to be extended.
21. Provide counselling services that women are able to access anonymously, without having to provide documents.
22. Organize specialized shelters for women with very young children, for young Roma women with children, and for young girls (15–25 years of age) who experience violence; include programmes that correspond to their age.
23. Develop/offer training for young couples who want to get married and include information about their rights and what to do if violence occurs.
24. Develop social housing service for victims in partnership with local public authorities and locally-accredited service providers.
25. Provide funding to programmes aimed at helping women become more financially independent, such as programmes that help women find work and lower-cost or free childcare.
26. Develop programmes and courses for perpetrators, and establish special centres throughout Moldova and specialized trauma units in hospitals. Programmes for men in general should be developed. Probation services should also conduct training for perpetrators, e.g., lectures and presentations adapted by organizations that work with perpetrators. Provide for alternative services for perpetrators, such as substance abuse treatment when necessary.

Information and awareness-raising campaigns

For the Ministry of Health, Labour and Social Protection

27. Organize broad and systematic information and awareness-raising campaigns to inform women of the support they are entitled to and to raise awareness among the general public of the fact that violence against women is a crime. Include awareness-raising activities in rural areas through local events and workshops, discussions in villages and the use of modern means of promotion on buses and other vehicles. Involve men in these activities. Involve in campaigns on violence prevention both women survivors of VAW as peer consultants and perpetrators who have taken part in special courses and changed their behaviour.
28. Develop targeted information activities for girls and children without parental care - in particular in cases where the children's parents have migrated to another location - women from religious communities, partners of workers in the forestry sector and other remote areas.

For the Ministry of Education:

29. Educate children, at appropriate ages, about gender stereotypes, and introduce curricula and training on various types of gender-based violence.



ANNEXES

Annex 1: Survey and qualitative fieldwork

The Organization for Security and Co-operation in Europe (OSCE) commissioned Ipsos to undertake a qualitative and quantitative study of violence against women in seven OSCE participating States. The study was also conducted in Kosovo. This is the first comparative study of its kind in this region, and it is intended to be used to improve policy-making in future by both national and international stakeholders working on policy and programme implementation in the region. This report presents the findings for Moldova.

The study for Moldova comprises the following elements:

- A quantitative survey among a nationally representative sample of 1,802 women aged 18 to 74 was conducted between 17 April and 21 September 2018.
- A multistage, stratified, random probability sample was used. The sample frame, a list of 2016 polling station territories, was obtained from the Central Electoral Commission. This provided almost 99% coverage.⁶¹
- The sample frame was stratified by region and size of residential area. PSUs were then selected within each stratum with probability proportional to size. In Moldova, the number of registered voters aged 18+ was used to approximate the survey population. A total of 175 PSUs were selected, and a set number of addresses was selected within each PSU. The addresses were selected at the same time as the interviews via a random walk approach. When more than one household was identified at a selected address, one household was randomly selected by the electronic contact sheet. In each sampled household, one woman was selected for the interview. The respondent was selected randomly from the list of all eligible women in a selected household, i.e., all women aged 18-74 within the household were listed by age in descending order on the electronic contact sheet. Then the contact sheet randomly selected one of them using a random-number generator.
- Interviews were conducted face to face by specifically trained female field workers (see Annex 2 below for more details on training and protocols).
- The response rate achieved was 40%,⁶² and the average eligibility was 88%. The weights were calculated in two stages: a) sampling design weights; and b) post-stratification weights. The design weights reflected probabilities of selection of respondents, while post-stratification weights were calculated to compensate for the non-response. Region, size of residential area and age categories were used for post-stratification in Moldova.
- Due to differences in methodology, sampling and questionnaire design, the results from this survey will not be directly comparable with other national surveys conducted in Moldova.
- Eight focus group discussions, including groups with women from minority ethnic groups and women with experience of conflict, and one focus group in the Transnistria region, which took place in May and June 2018. The first group was run as a pilot in January 2018.

⁶¹ Due to fieldwork practicalities, six PSUs with fewer than 100 voters were excluded from the selection, as they were regarded as remote and secluded. These accounted for less than 0.1% of the population.

⁶² The response rate is calculated as follows and in accordance with the RR3 definition of response rates by the American Association for Public Opinion Research (p. 46 in Standard Definitions: Final Dispositions of Case Codes and Outcome Rates for Surveys, 7th edition (Oakbrook Terrace, IL: The American Association for Public Opinion Research, 2011).

Table A1.1 Composition of focus groups

FG	Location	Number of participants	Age group	Ethnicity	Number conflict-affected	Number with children	Number working
1	Cahul	9	41–60	Moldovan	0	5	6
2	Criuleni	10	41+	Moldovan	1	5	5
3	Chisinau	10	30–40	Moldovan	0	6	6
4	Soldanesti	9	30–40	Moldovan	0	5	4
5	Balti	9	18–29	Moldovan	0	4	5
6	Transdnistria	10	30–50	Moldovan and Russian	Precise number not provided, but women who were conflict-affected were included	6	6
7	Chisinau	6	20–50	Roma	1	3	4
8	Comrat	10	41+	Gagauz	0	6	5

- Four in-depth interviews with survivors of violence. These were conducted in June 2018.

Table A.1.2: Profile of in-depth interview participants in Moldova

IDI	Age group	Work status	Has children	Medical condition/disability
1	35–55	Maternity leave	Yes	No
2	35–55	Unemployed	Yes	No
3	35–55	Employed	Yes	No
4	35–55	Unemployed	Yes	No

- Five key expert interviews that were designed to provide an overview of issues related to VAW and of conflict-related acts of violence that took place in June 2017, and a further round of 10 key expert interviews that took place in June and July 2018 to explore changes since the first round and to gather recommendations for the OSCE.

The survey was designed to be nationally representative of women in Moldova aged 18–74. A breakdown by demographics is shown in Table A1.3.

Table A1.3: Weighted and unweighted sample profile in Moldova

Age	Weighted %	Unweighted %	Unweighted n
18–29	23	14	250
30–39	20	19	342
40–49	17	14	246
50–59	20	18	330
60+	21	35	634
Economic activity			
In paid work	35	30	544
Self-employed	4	3	63
Helping in a family business (unpaid)	0.7	0.7	12
Unemployed	11	10	188
Pupil, student, in training	5	3	47
Not working due to illness or disability	3	3	47
Fulfilling domestic duties and care responsibilities	18	14	259
Retired	23	35	637
Compulsory military/community service/other	0	0	0
Education			
No formal education	0.5	1	10
Primary education	1	2	30
Secondary education	74	75	1,355
Tertiary education	24	23	406
Location			
Municipality	21	18	323
Town (medium or small)	19	21	233
Rural areas (village)	59	61	145
Conflict-affected			
Yes	7	8	148
No	93	92	1,654

Sampling tolerances

As the data is based on a sample rather than the entire population, and the percentage results (or estimates) are subject to sampling tolerance, not all differences between results are statistically significant at the 95% confidence level. When calculating the confidence intervals, the effective sample size must be taken into consideration.

The effective sample size (or the design effect, a related concept) is linked to individual estimates, and so it will vary across estimates. To calculate the design effects for the total sample size a formula based on the following ratio was used:

$$\text{Design effect} = (\text{unweighted sample size}) * (\text{sum of the squared weights}) / (\text{square of the sum of weights}).^{63}$$

This approach to design effect estimation is related to disproportional sampling (in the case of the OSCE survey, the women in a household were selected with unequal probability, depending on the number of eligible women in the household), as well as unequal nonresponse across population segments, which were corrected with post-stratification weights (as described above).

The table below summarizes the design effect for the total sample size and conflict-affected sample size and provides confidence intervals based on the effective sample size for a survey estimate of 50%.

Table A1.4: Effective sample sizes and confidence intervals

	N	Design effect	Effective sample size	95% confidence interval for a survey estimate of 50% based on a weighted sample	
				Lower	Upper
All women aged 18–74	1802	1.367	1,318	47.3%	52.7%
Women directly affected by conflict	148	1.354	109	40.6%	59.4%

63 Leslie Kish, "Weighting for unequal PI", Journal of Official Statistics, 8 (1992): 183–200

Annex 2: Ethical and safety considerations

Given the sensitivity of the survey, a number of steps were taken to protect both respondents and interviewers from potential harm and to provide sources of support in the event of distress:

- All interviewers and moderators were women who had experience conducting surveys on sensitive issues and who were native speakers of the language used for the interviews. All interviewers and moderators attended a two-day briefing.
- For the protection of both respondents and interviewers, interviewers were instructed not to disclose in advance that the survey was about violence, and to conduct the survey in private.
- At the end of the survey, focus group discussions and in-depth interviews, all respondents were offered information on support organizations that they could contact should they wish to discuss any issues arising as a result of taking part in the survey.
- The project co-ordinator was available for interviewers and moderators to speak with at any time during fieldwork, and individual meetings with counsellors could be arranged if needed.
- Adherence to ethical principles is a cornerstone of the research methodology used for the OSCE-led survey, and the procedures used by the World Health Organization⁶⁴ and the United Nations Guidelines for Producing Statistics on Violence against Women⁶⁵ were taken into account.

Annex 3: More detailed tables and graphs – SDG indicators

SDG Indicator 5.2.2: Proportion of women and girls aged 18–74 subjected to sexual violence by someone other than an intimate partner in the 12 months prior to the survey, by age, area and education.

All women 18–74 years old (1,802)	1%
18–29 years old (250)	1%
30–39 years old (342)	1%
40–49 years old (246)	2%
50–59 years old (330)	0%
60+ years old (630)	1%
Residents of urban municipalities (323)	1%
Residents of large towns (233)	0%
Residents of small towns (145)	0%
Residents of rural areas (1,101)	1%
No education/primary education (48)	3%
Secondary education (1,355)	1%
Tertiary education (406)	1%

⁶⁴ Ethical and safety recommendations for intervention research on violence against women. Building on lessons from the WHO publication Putting women first: ethical and safety recommendations for research on domestic violence against women (Geneva: World Health Organization, 2016), accessed 12 February 2019, <https://apps.who.int/iris/bitstream/handle/10665/251759/9789241510189-eng.pdf;jsessionid=8E35B9DA678667DD989016A395720263?sequence=1>

⁶⁵ Guidelines for Producing Statistics on Violence against Women: Statistical Surveys (New York: United Nations, 2014), accessed 14 February 2019, https://unstats.un.org/unsd/gender/docs/guidelines_statistics_vaw.pdf

SDG Indicator 5.2.1: Proportion of women and girls aged 18–74 who have ever had a partner and who were subjected to physical, sexual or psychological violence by a current or former intimate partner in the 12 months prior to the survey, by age, area and education.

All women aged 18–74 who have ever had a partner (1,698)	25%
18–29 years old (226)	35%
30–39 years old (337)	27%
40–49 years old (235)	25%
50–59 years old (314)	22%
60+ years old (582)	14%
Residents of urban municipalities (308)	19%
Residents of large towns (223)	23%
Residents of small towns (138)	24%
Residents of rural areas (1,029)	27%
No education/primary education (37)	27%
Secondary education (1,274)	26%
Tertiary education (386)	19%

Women were asked how often they had experienced different forms of psychological violence at the hands of their current partner: never, sometimes, often or all of the time.

For previous partner violence, women were asked if they had ever experienced various forms of psychological violence. Threats of physical or sexual violence, as part of psychological violence, were the only forms of psychological violence recorded in the 12 months prior to the survey.

As such, a proxy has to be used to calculate SDG indicator 5.2.1, as follows:

- Women who experienced threats of physical or sexual violence at the hands of their current or previous partner in the 12 months prior to the survey
- Women who have experienced any of the other forms of psychological violence **often** or **all the time** at the hands of their current partner
- Women who experienced any of the forms of physical or sexual violence at the hands of their current or previous partners in the 12 months prior to the survey

Annex 4: Overview of key figures

Prevalence of violence

Any psychological/physical/sexual violence at the hands of a partner or non-partner	Since the age of 15	80%
Any physical/sexual violence at the hands of a partner or non-partner	Since the age of 15	40%
	In the 12 months prior to the survey	12%
Non-partner violence	Since the age of 15	Physical: 15% Sexual: 5%
	In the 12 months prior to the survey	Physical: 4% Sexual: 1%
Intimate partner violence – any partner	Since the age of 15	Physical: 33% Sexual: 9% Psychological: 71%
	In the 12 months prior to the survey	Physical: 9% Sexual: 2% Psychological: 23%
Sexual harassment	Since the age of 15	Any: 49% Most severe forms: 32%
	In the 12 months prior to the survey	Any: 18% Most severe forms: 9%
Stalking	Since the age of 15	10%
	In the 12 months prior to the survey	3%
Violence during childhood (physical, sexual, psychological)	Up to the age of 15	25%

Consequences of the most serious incident

Non-partner violence	Emotional: 97% Psychological: 71% Physical: 47%
Intimate partner violence	Emotional: 97% Psychological: 82% Physical: 53%
Sexual harassment	Emotional: 90% Psychological: 54%
Stalking	Emotional: 96% Psychological: 79%

Reporting of the most serious incident	% of women who reported it themselves to the police	% of women who did not contact the police or another organization
Non-partner violence	25%	51%
Current partner	11%	70%
Previous partner	30%	58%
Sexual harassment	4%	N/A
Stalking	13%	N/A

Attitudes and norms

% who agree that their friends would generally agree that a good wife obeys her husband even if she disagrees	50%
% who think their friends would generally agree that it is a woman's obligation to have sex with her husband even if she does not feel like it	15%
% who agree that violence against women at the hands of partners, acquaintances or strangers is common in Moldova	76%
% who agree that domestic violence is a private matter and should be handled within the family	55%
% who agree that women are more likely to be raped by a stranger than by someone they know	28%

Conflict-affected women

Proportion of directly conflict-affected women in Moldova:	7%
--	----

Annex 5: More detailed tables

Respondent characteristics (weighted)

		All women		Women who have ever had a partner	
		%	Number	%	Number
Residential area	Municipality	22	387	22	370
	Town (medium or small)	19	350	20	334
	Rural area (village)	59	1,065	59	1,000
Age category	18–19	3	53	2	36
	20–24	7	126	7	114
	25–29	13	228	13	219
	30–34	11	196	11	194
	35–39	9	159	9	157
	40–49	17	304	17	288
	50–59	20	362	20	347
	60–69	16	291	16	273
	70–74	4	79	4	70
	75–79	0	4	0	4
Education	None	1	8	1	8
	Primary	1	19	1	18
	Secondary	75	1,349	75	1,274
	Tertiary	24	424	24	404
Do you have any children?	Yes, own children	85	1,527	87	1,483
	Yes, taking care of step- or foster children	0	8	1	8
	Yes, both	1	10	1	10
	No	14	254	12	201
Employment	In paid work	35	634	36	617
	Self-employed	4	76	4	72
	Helping in a family business (unpaid)	1	13	1	13
	Unemployed	12	207	12	199
	Pupil, student, in training	5	87	4	60
	Not working due to illness or disability	3	54	3	47
	Fulfilling domestic duties and care responsibilities	18	318	18	312
	Retired	23	409	22	380

OSCE-led survey on violence against women: Moldova

		All women		Women who have ever had a partner	
		%	Number	%	Number
Current job/ occupation	Elementary occupations	21	152	21	144
	Plant and machine operator and assembler	2	15	2	15
	Building, crafts or a related tradesperson	2	12	2	12
	Skilled agricultural, forestry and fishery worker	6	42	6	41
	Sales, customer or personal service worker	27	191	27	186
	Clerical support	6	42	6	41
	Technician or associate professional	4	28	4	28
	Professional	28	200	28	196
	Manager	4	31	4	31
	Employed in a military capacity by the Armed Forces	0	2	0	2
	Household income	Living comfortably on present income	5	93	5
Coping on present income		44	787	45	760
Finding it difficult on present income		35	629	35	592
Finding it very difficult on present income		16	287	15	263
Bank account owner	Yes	13	238	13	223
	No	86	1,551	86	1,470
Directly affected by conflict	Yes	8	135	8	128
	No	93	1,667	93	1,576

Attitudes

		A good wife obeys her husband even if she disagrees		Women who say they were abused often make up or exaggerate claims of abuse or rape		Violence against women is often provoked by the victim		Domestic violence is a private matter and should be handled within the family		Women are more likely to be raped by a stranger than by a stranger they know		
		Agree	Disagree	Agree	Disagree	Agree	Disagree	Agree	Disagree	Agree	Disagree	
Total	%	50	41	40	41	45	45	55	41	28	38	
	Number	891	746	713	733	806	804	995	739	509	687	
Residential area	Municipality	%	44	53	40	46	48	44	46	51	38	31
		Number	169	206	156	178	186	169	177	197	148	121
	Town > 14,000 residents	%	52	40	35	44	43	52	59	38	33	39
		Number	120	93	81	102	99	120	137	87	77	90
	Town < 14,000 residents	%	38	51	38	42	43	51	52	42	32	37
		Number	45	60	45	50	51	60	62	50	38	43
Rural area (village)	%	52	36	40	38	44	43	58	38	23	41	
	Number	558	387	430	404	470	454	619	405	247	433	
Age category	15–29	%	42	48	36	49	39	54	55	43	31	40
		Number	169	196	148	200	157	218	223	175	124	162
	30–39	%	51	43	37	43	39	52	56	41	35	36
		Number	182	152	130	154	139	186	198	147	125	128
	40–49	%	43	46	36	43	48	40	55	42	27	39
		Number	131	139	110	129	145	121	166	128	81	119
	50–59	%	52	37	45	35	51	36	55	41	25	42
		Number	188	133	161	125	183	131	198	147	89	152
	60+	%	59	34	44	34	48	40	56	38	24	34
		Number	220	125	163	125	181	148	209	141	90	126
Education	None	%	100		45	39	45	30	74	21	10	64
		Number	8		4	3	4	3	6	2	1	5
	Primary	%	81	12	37	24	44	44	67	29	25	8
		Number	16	2	7	5	8	8	13	6	5	1
	Secondary	%	52	38	40	39	44	44	60	36	26	38
		Number	700	515	534	529	587	595	814	483	355	519
	Tertiary	%	40	54	40	46	49	46	38	59	35	38
		Number	168	228	168	197	206	196	161	248	149	161

OSCE-led survey on violence against women: Moldova

		A good wife obeys her husband even if she disagrees		Women who say they were abused often make up or exaggerate claims of abuse or rape		Violence against women is often provoked by the victim		Domestic violence is a private matter and should be handled within the family		Women are more likely to be raped by a stranger than by a stranger they know		
		Agree	Disagree	Agree	Disagree	Agree	Disagree	Agree	Disagree	Agree	Disagree	
Ever had a partner	%	50	41	40	40	45	44	56	41	29	38	
	Number	852	702	682	687	770	753	950	693	487	648	
Children	Yes	%	51	40	41	39	46	43	57	40	27	38
		Number	793	617	627	598	703	666	876	610	421	592
	No	%	38	50	34	52	41	53	47	49	35	37
		Number	98	126	85	132	103	135	119	125	88	93
Employment												
In paid work	%	46	45	38	44	43	48	52	45	31	41	
	Number	293	286	242	276	272	302	328	285	196	260	
Self-employed	%	58	35	45	37	36	56	46	52	30	39	
	Number	44	27	34	28	27	42	35	39	23	30	
Helping in a family business (unpaid)	%	42	24	54	36	53	32	75	26	26	43	
	Number	6	3	7	5	7	4	10	3	4	6	
Unemployed	%	51	45	39	37	49	39	65	32	35	32	
	Number	106	93	81	77	102	81	134	66	73	67	
Pupil, student, in training	%	22	64	35	55	33	58	54	44	37	43	
	Number	19	55	30	48	29	50	47	38	32	37	
Not working due to illness or disability	%	52	35	34	39	47	41	44	49	9	37	
	Number	28	19	18	21	25	22	24	27	5	20	
Fulfilling domestic duties and care responsibilities	%	47	40	39	43	43	47	56	43	26	39	
	Number	151	128	122	138	136	151	177	135	83	125	
Retired	%	60	32	43	34	51	36	59	35	23	34	
	Number	245	131	176	139	207	149	240	143	94	141	

Occupation			A good wife obeys her husband even if she disagrees		Women who say they were abused often make up or exaggerate claims of abuse or rape		Violence against women is often provoked by the victim		Domestic violence is a private matter and should be handled within the family		Women are more likely to be raped by a stranger than someone they know	
			Agree	Disagree	Agree	Disagree	Agree	Disagree	Agree	Disagree	Agree	Disagree
			%	Number	%	Number	%	Number	%	Number	%	Number
Elementary occupations	%	49	32	33	43	43	40	63	33	17	46	
	Number	74	48	50	65	65	61	96	50	26	69	
Plant and machine operator and assembler	%	37	58	28	67	19	81	56	44	11	57	
	Number	5	9	4	10	3	12	8	6	2	8	
Building, crafts or a related tradesperson	%	73	20	40	33	47	53	55	45	9	44	
	Number	9	2	5	4	6	6	7	5	1	5	
Skilled agricultural, forestry and fishery worker	%	65	30	60	25	29	63	56	43	23	41	
	Number	28	13	25	10	12	27	24	18	10	17	
Sales, customer or personal service worker	%	45	47	42	40	37	55	54	40	32	35	
	Number	86	89	80	76	70	105	104	77	62	66	
Clerical support	%	49	35	42	37	41	49	54	40	29	42	
	Number	21	15	18	16	17	20	23	17	12	18	
Technician or associate professional	%	43	55	44	32	66	28	42	56	30	62	
	Number	12	15	12	9	18	8	12	16	8	17	
Professional	%	45	53	40	47	48	46	43	56	44	39	
	Number	89	106	80	93	96	92	85	111	87	78	
Manager	%	42	53	18	72	38	52	32	68	45	45	
	Number	13	16	5	22	12	16	10	21	14	14	
Employed in a military capacity by the armed forces	%	53	47	47	53	25	75		100	0	100	
	Number	1	1	1	1	0	1		2		2	

OSCE-led survey on violence against women: Moldova

			A good wife obeys her husband even if she disagrees		Women who say they were abused often make up or exaggerate claims of abuse or rape		Violence against women is often provoked by the victim		Domestic violence is a private matter and should be handled within the family		Women are more likely to be raped by a stranger than someone they know	
			Agree	Disagree	Agree	Disagree	Agree	Disagree	Agree	Disagree	Agree	Disagree
Household income	Living comfortably on present income	%	36	53	45	42	43	53	48	49	44	34
		Number	34	49	42	39	40	49	45	46	41	32
	Coping on present income	%	50	42	42	40	48	43	53	43	29	41
		Number	396	326	327	318	379	336	417	338	231	319
	Finding it difficult on present income	%	46	43	40	41	46	42	57	39	27	36
Number		289	269	250	258	289	266	359	245	167	226	
Finding it very difficult on present income	%	59	35	33	39	33	52	59	38	25	37	
	Number	168	100	93	113	95	149	169	108	70	106	
Bank account owner	Yes	%	46	48	39	41	51	45	48	50	37	36
		Number	108	114	93	98	120	107	113	119	87	85
	No	%	50	41	40	41	44	44	56	40	27	39
		Number	779	628	617	629	685	687	871	617	419	599
Directly affected by conflict	Yes	%	39	31	39	45	39	48	42	56	27	40
		Number	53	42	53	60	53	65	56	75	36	54
	No	%	50	42	40	40	45	44	56	40	28	38
		Number	838	704	660	673	753	738	938	664	473	632

Prevalence of intimate partner violence

			Partner or previous partner psychological violence - Ever		Partner or previous partner physical violence - Ever		Partner or previous partner sexual violence - Ever		Partner or previous partner psychological, physical or sexual violence - Ever		Partner or previous partner physical or sexual violence - Ever	
			No	Yes	No	Yes	No	Yes	No	Yes	No	Yes
Total		%	29	71	67	33	91	9	27	73	66	34
		Number	493	1,212	1,145	559	1,555	150	467	1,238	1,119	586
Residential area	Municipality	%	32	68	73	27	92	8	32	69	71	29
		Number	118	253	271	99	340	31	117	254	262	108
	Town > 14,000 residents	%	32	68	72	28	93	7	32	68	71	29
		Number	71	151	159	63	207	15	70	152	159	63
	Town < 14,000 residents	%	32	68	75	25	97	3	29	71	75	25
		Number	35	77	84	28	109	3	32	80	84	28
Rural area (village)	%	27	73	63	37	90	10	25	75	61	39	
	Number	268	732	631	369	899	100	247	752	614	386	
Age category	15–29	%	28	72	75	25	94	6	28	72	74	26
		Number	105	264	278	91	346	23	104	265	274	95
	30–39	%	27	74	70	30	92	8	25	75	67	33
		Number	93	259	246	106	324	28	89	263	237	115
	40–49	%	26	74	65	35	92	8	25	75	64	36
		Number	74	214	186	102	264	24	72	217	183	105
	50–59	%	29	71	61	39	87	13	26	74	59	41
		Number	100	247	211	136	304	44	90	257	206	141
60+	%	35	65	64	36	91	9	32	68	63	37	
	Number	120	227	223	124	316	31	111	236	218	129	
Education	None	%	20	80	65	35	95	5	20	80	60	40
		Number	2	7	5	3	8	0	2	7	5	3
	Primary	%	32	68	47	53	60	40	26	74	43	58
		Number	6	12	8	10	11	7	5	13	8	10
	Secondary	%	28	72	64	36	91	9	26	74	63	37
		Number	353	921	816	458	1,155	119	329	946	798	476
	Tertiary	%	33	67	78	22	94	6	33	67	76	24
		Number	132	272	315	89	381	23	132	272	308	96

OSCE-led survey on violence against women: Moldova

			Partner or previous partner psychological violence - Ever		Partner or previous partner physical violence - Ever		Partner or previous partner sexual violence - Ever		Partner or previous partner psychological, physical or sexual violence - Ever		Partner or previous partner physical or sexual violence - Ever	
			No	Yes	No	Yes	No	Yes	No	Yes	No	Yes
Children	Yes	%	28	72	66	35	92	9	27	73	64	36
		Number	425	1,075	983	517	1,372	128	399	1,102	961	539
	No	%	33	67	79	21	90	10	33	67	77	23
		Number	66	136	160	42	180	21	66	136	155	46
Employment	In paid work	%	29	71	70	30	92	8	28	72	69	31
		Number	178	439	431	186	569	47	174	443	423	194
	Self-employed	%	26	75	71	29	89	11	24	76	68	32
		Number	18	54	51	21	65	8	18	55	49	23
	Helping in a family business (unpaid)	%	12	88	52	48	93	7	6	94	52	48
		Number	2	12	7	6	12	1	1	13	7	6
	Unemployed	%	27	74	63	37	93	7	24	76	63	37
		Number	53	147	126	73	185	15	49	151	126	73
	Pupil, student, in training	%	31	69	95	5	88	12	31	69	88	12
		Number	19	41	57	3	53	7	19	41	53	7
	Not working due to illness or disability	%	26	74	42	58	88	12	23	77	42	58
		Number	12	34	20	27	41	6	11	36	20	27
	Fulfilling domestic duties and care responsibilities	%	27	73	68	32	92	8	25	75	66	35
		Number	83	228	212	100	286	26	79	233	204	108
	Retired	%	33	67	63	37	89	11	30	70	61	39
		Number	125	256	238	142	340	40	114	266	233	147

Occupation			Partner or previous partner psychological violence - Ever		Partner or previous partner physical violence - Ever		Partner or previous partner sexual violence - Ever		Partner or previous partner psychological, physical or sexual violence - Ever		Partner or previous partner physical or sexual violence - Ever	
			No	Yes	No	Yes	No	Yes	No	Yes	No	Yes
			%		%		%		%		%	
Elementary occupations	%		23	77	57	43	88	13	21	79	55	45
	Number		33	111	82	62	126	18	31	114	80	65
Plant and machine operator and assembler	%		42	58	62	38	93	7	37	63	55	45
	Number		6	8	9	6	14	1	5	9	8	7
Building, crafts or a related Tradesperson	%		11	89	84	16	94	6	11	89	84	16
	Number		1	11	10	2	11	1	1	11	10	2
Skilled agricultural, forestry and fishery worker	%		30	70	68	32	89	11	28	72	68	32
	Number		12	29	28	13	37	5	12	30	28	13
Sales, customer or personal service worker	%		28	72	68	32	95	6	28	72	67	33
	Number		53	134	127	59	176	10	52	135	124	62
Clerical support	%		38	62	53	47	88	12	38	62	53	47
	Number		16	25	22	19	36	5	16	25	22	19
Technician or associate professional	%		24	76	90	10	100	0	24	76	90	10
	Number		7	21	25	3	28	0	7	21	25	3
Professional	%		31	69	80	20	93	7	30	70	79	21
	Number		61	135	157	39	181	14	60	136	155	41
Manager	%		19	81	74	26	96	4	19	81	74	26
	Number		6	25	23	8	30	1	6	25	23	8
Employed in a military capacity by the armed forces	%		75	25	100	0	100	0	75	25	100	0
	Number		1	0	2	0	2	0	1	0	2	0

OSCE-led survey on violence against women: Moldova

			Partner or previous partner psychological violence - Ever		Partner or previous partner physical violence - Ever		Partner or previous partner sexual violence - Ever		Partner or previous partner psychological, physical or sexual violence - Ever		Partner or previous partner physical or sexual violence - Ever	
			No	Yes	No	Yes	No	Yes	No	Yes	No	Yes
Household income	Living comfortably on present income	%	39	61	80	21	100	0	37	63	80	21
		Number	33	51	67	17	84	0	31	52	67	17
	Coping on present income	%	33	67	76	24	94	6	32	68	74	26
		Number	254	506	575	185	716	44	243	518	561	200
	Finding it difficult on present income	%	25	75	60	40	88	12	24	76	59	41
		Number	150	442	356	235	519	73	143	449	349	243
Finding it very difficult on present income	%	21	79	54	46	88	13	19	81	52	48	
	Number	56	207	141	122	230	33	49	214	137	126	
Bank account owner	Yes	%	29	72	79	21	91	10	27	73	74	26
		Number	64	160	176	47	202	21	60	163	164	59
	No	%	29	71	66	34	91	9	27	73	65	35
		Number	425	1,045	963	506	1,342	128	402	1,067	949	521
Directly affected by conflict	Yes	%	28	72	64	36	92	8	26	74	62	38
		Number	36	92	83	46	118	11	33	96	80	49
	No	%	29	71	67	33	91	9	28	73	66	34
		Number	457	1,120	1,063	514	1,437	139	434	1,143	1,039	537

Current partner violence by current partner characteristics

			Partner psychological, physical or sexual violence - Ever		
			No	Yes	
Current partner's age category	15–29	%	15	15	
		Number	66	140	
	30–39	%	27	26	
		Number	118	241	
	40–49	%	20	20	
		Number	85	185	
	50–59	%	19	20	
		Number	81	185	
	60+	%	20	19	
		Number	85	176	
	Current partner's employment	In paid work	%	54	48
			Number	232	443
Self-employed		%	19	17	
		Number	81	156	
Helping in a family business (unpaid)		%	1	1	
		Number	2	12	
Unemployed		%	8	10	
		Number	35	87	
Pupil, student, in training		%	2	1	
		Number	7	10	
Not working due to illness or disability		%	1	2	
		Number	3	18	
Fulfilling domestic duties and care responsibilities		%	1	3	
		Number	3	26	
Retired		%	14	16	
		Number	59	142	
Compulsory military service or other community service	%	0	*		
	Number	0	2		
Other	%	2	3		
	Number	10	24		

Prevalence of non-partner violence since age of 15

		Non-partner physical violence - since the age of 15		Non-partner sexual violence - since the age of 15		Non-partner physical and/or sexual violence - since the age of 15		
		No	Yes	No	Yes	No	Yes	
Total	%	85	15	96	5	83	17	
	Number	1,535	267	1,721	81	1494	308	
Residential area	Municipality	%	84	16	95	5	82	19
		Number	325	62	366	21	316	71
	Town > 14,000 residents	%	79	21	95	5	76	24
		Number	182	49	220	12	175	56
	Town < 14,000 residents	%	89	11	96	4	87	13
		Number	105	13	113	5	103	15
Rural area (village)	%	87	13	96	4	85	16	
	Number	922	143	1,021	44	900	165	
Age category	15–29	%	83	17	95	5	81	19
		Number	338	69	387	19	329	77
	30–39	%	81	19	95	5	80	21
		Number	288	67	337	18	282	73
	40–49	%	85	15	94	6	80	20
		Number	258	46	285	19	244	60
	50–59	%	88	12	96	4	86	14
		Number	317	45	348	13	311	50
60+	%	89	11	97	3	87	13	
	Number	332	41	362	12	326	47	
Education	None	%	89	11	95	5	84	16
		Number	7	1	8	0	7	1
	Primary	%	91	9	98	2	89	11
		Number	18	2	19	0	17	2
	Secondary	%	85	15	95	5	82	18
		Number	1,143	207	1,282	67	1,108	242
Tertiary	%	86	14	97	3	85	15	
	Number	367	58	412	13	362	62	
Ever had a partner	Yes	%	85	15	96	4	83	17
	Number	1,444	261	1,630	75	1,409	296	
Children	Yes	%	86	14	96	4	84	16
		Number	1,333	212	1,483	62	1,298	247
	No	%	79	21	93	7	76	24
		Number	199	54	235	19	193	61

Employment			Non-partner physical violence – since the age of 15		Non-partner sexual violence - since the age of 15		Non-partner physical and/or sexual violence - since the age of 15	
			No	Yes	No	Yes	No	Yes
In paid work	%		85	15	97	3	84	16
	Number		540	94	617	17	531	103
Self-employed	%		87	13	95	5	85	15
	Number		66	10	72	4	65	11
Helping in a family business (unpaid)	%		89	11	93	7	82	18
	Number		12	2	12	1	11	2
Unemployed	%		81	19	91	9	78	22
	Number		168	39	188	19	161	46
Pupil, student, in training	%		85	15	96	4	85	15
	Number		74	13	84	3	74	13
Not working due to illness or disability	%		84	16	82	18	72	28
	Number		46	9	44	10	39	15
Fulfilling domestic duties and care responsibilities	%		81	19	96	4	79	21
	Number		259	59	304	14	250	67
Retired	%		90	10	97	3	88	12
	Number		367	43	396	13	359	50

OSCE-led survey on violence against women: Moldova

		Non-partner physical violence – since the age of 15		Non-partner sexual violence - since the age of 15		Non-partner physical and/or sexual violence - since the age of 15		
		No	Yes	No	Yes	No	Yes	
Occupation	Elementary occupations	%	80	20	95	5	77	24
		Number	121	30	145	7	116	36
	Plant and machine operator and assembler	%	83	17	93	7	83	17
		Number	12	3	14	1	12	3
	Building, crafts or a related tradesperson	%	69	31	96	4	69	31
		Number	8	4	12	0	8	4
	Skilled agricultural, forestry and fishery worker	%	86	14	92	8	84	16
		Number	37	6	39	3	36	7
	Sales, customer or personal service worker	%	87	13	99	1	87	13
		Number	167	24	190	1	166	25
	Clerical support	%	82	18	97	3	79	21
		Number	34	8	41	1	33	9
	Technician or associate professional	%	88	12	92	8	88	12
		Number	24	3	25	2	24	3
	Professional	%	88	12	97	3	87	13
		Number	176	24	194	6	173	26
Manager	%	88	12	100	0	88	12	
	Number	27	4	31	0	27	4	
Employed in a military capacity by the armed forces	%	75	25	100	0	75	25	
	Number	1	0	2	0	1	0	
Household income	Living comfortably on present income	%	83	17	99	1	82	18
		Number	77	16	93	1	77	17
	Coping on present income	%	88	12	97	3	86	14
		Number	691	96	765	22	678	109
	Finding it difficult on present income	%	84	16	96	4	82	18
		Number	528	101	605	24	516	113
	Finding it very difficult on present income	%	81	19	88	12	76	24
		Number	233	54	253	34	217	70

			Non-partner physical violence – since the age of 15		Non-partner sexual violence - since the age of 15		Non-partner physical and/or sexual violence - since the age of 15	
			No	Yes	No	Yes	No	Yes
Bank account owner	Yes	%	83	17	98	2	82	18
		Number	197	41	232	5	195	42
	No	%	86	14	95	5	83	17
		Number	1,327	224	1,476	75	1,289	262
Directly affected by conflict	Yes	%	83	17	97	3	81	19
		Number	112	23	131	3	109	26
	No	%	85	15	95	5	83	17
		Number	1,423	244	1,589	78	1,385	282

Prevalence of sexual harassment and stalking

		Sexual harassment - since the age of 15		The most severe forms of sexual harassment - since the age of 15		Stalking - since the age of 15		
		No	Yes	No	Yes	No	Yes	
Total	%	51	49	68	32	90	10	
	Number	917	885	1,223	579	1,618	184	
Residential area	Municipality	%	45	55	60	40	87	13
		Number	174	213	232	155	336	51
	Town >14,000 citizens	%	43	57	59	41	89	11
		Number	99	132	137	95	206	25
	Town < 14,000 citizens	%	58	42	76	24	91	9
		Number	68	50	90	29	108	11
Rural area (village)	%	54	46	72	28	91	9	
	Number	575	490	764	301	967	98	
Age category	15–29	%	37	63	59	41	82	18
		Number	151	256	240	167	332	75
	30–39	%	43	57	63	37	89	11
		Number	154	201	222	133	316	38
	40–49	%	51	49	65	35	93	7
		Number	155	149	197	107	281	22
	50–59	%	59	41	74	26	93	7
		Number	213	149	268	94	336	26
	60+	%	65	35	79	21	94	6
		Number	243	130	295	79	350	23

			Sexual harassment - since the age of 15		The most severe forms of sexual harassment - since the age of 15		Stalking - since the age of 15	
			No	Yes	No	Yes	No	Yes
Education	None	%	39	61	95	5	100	0
		Number	3	5	8	0	8	0
	Primary	%	79	21	81	19	98	2
		Number	15	4	16	4	19	0
	Secondary	%	53	47	69	31	90	10
		Number	713	637	933	416	1,215	134
Tertiary	%	44	56	63	37	88	12	
	Number	186	239	266	159	375	50	
Ever had a partner	Yes	%	51	49	69	31	90	10
		Number	870	834	1,169	536	1,535	169
Children	Yes	%	54	46	71	29	91	9
		Number	837	708	1,092	453	1,408	137
	No	%	32	69	52	48	82	18
		Number	80	174	131	123	207	47

Employment			Sexual harassment - since the age of 15		The most severe forms of sexual harassment - since the age of 15		Stalking - since the age of 15	
			No	Yes	No	Yes	No	Yes
			%	Number	%	Number	%	Number
In paid work	%	48	53	67	33	91	9	
	Number	301	333	422	212	579	55	
Self-employed	%	50	51	65	35	83	17	
	Number	38	38	49	27	63	13	
Helping in a family business (unpaid)	%	42	58	61	39	100	0	
	Number	6	8	8	5	13	0	
Unemployed	%	53	47	70	30	87	14	
	Number	109	98	145	62	179	28	
Pupil, student, in training	%	30	70	47	53	80	20	
	Number	26	60	40	46	70	17	
Not working due to illness or disability	%	58	42	71	29	97	3	
	Number	31	23	38	16	53	2	
Fulfilling domestic duties and care responsibilities	%	42	58	61	39	86	14	
	Number	135	183	194	124	273	45	
Retired	%	66	34	79	21	94	6	
	Number	270	140	325	84	384	25	

			Sexual harassment - since the age of 15		The most severe forms of sexual harassment - since the age of 15		Stalking - since the age of 15	
			No	Yes	No	Yes	No	Yes
Occupation	Elementary occupations	%	50	50	71	30	90	10
		Number	76	76	107	45	137	15
	Plant and machine operator and assembler	%	59	42	88	12	93	7
		Number	9	6	13	2	14	1
	Building, crafts or a related tradesperson	%	39	61	53	47	74	26
		Number	5	7	6	6	9	3
	Skilled agricultural, forestry and fishery worker	%	57	43	75	25	98	2
		Number	24	18	32	11	42	1
	Sales, customer or personal service worker	%	51	49	71	29	91	9
		Number	98	94	137	55	173	18
	Clerical support	%	34	66	58	42	85	15
		Number	14	28	25	18	36	6
	Technician or associate professional	%	28	72	46	54	95	5
		Number	8	20	13	15	26	1
	Professional	%	46	54	62	38	91	9
		Number	91	109	124	76	182	18
Manager	%	40	60	51	49	85	15	
	Number	12	19	16	15	26	5	
Employed in a military capacity by the armed forces	%	75	25	75	25	100		
	Number	1	0	1	0	2		
Household income	Living comfortably on present income	%	37	63	60	40	91	9
		Number	35	59	56	37	85	8
	Coping on present income	%	53	48	69	31	91	9
		Number	413	373	543	244	719	68
	Finding it difficult on present income	%	50	50	68	32	90	10
		Number	313	316	426	203	564	64
	Finding it very difficult on present income	%	54	46	69	31	86	14
		Number	155	132	197	90	246	41
Bank account owner	Yes	%	40	61	57	43	86	14
		Number	94	144	135	103	204	34
	No	%	53	47	70	31	91	10
		Number	818	733	1,078	473	1,403	148
Directly affected by conflict	Yes	%	57	43	75	25	95	5
		Number	77	58	102	33	128	7
	No	%	50	50	67	33	89	11
		Number	840	827	1,121	546	1,490	177

OSCE-led survey on violence against women: Moldova

			Sexual harassment - since the age of 15		The most severe forms of sexual harassment - since the age of 15		Stalking - since the age of 15	
			No	Yes	No	Yes	No	Yes
			%	Number	%	Number	%	Number
Employment	In paid work	%	48	53	67	33	91	9
		Number	301	333	422	212	579	55
	Self-employed	%	50	51	65	35	83	17
		Number	38	38	49	27	63	13
	Helping in a family business (unpaid)	%	42	58	61	39	100	0
		Number	6	8	8	5	13	0
	Unemployed	%	53	47	70	30	87	14
		Number	109	98	145	62	179	28
	Pupil, student, in training	%	30	70	47	53	80	20
		Number	26	60	40	46	70	17
Not working due to illness or disability	%	58	42	71	29	97	3	
	Number	31	23	38	16	53	2	
Fulfilling domestic duties and care responsibilities	%	42	58	61	39	86	14	
	Number	135	183	194	124	273	45	
Retired	%	66	34	79	21	94	6	
	Number	270	140	325	84	384	25	
Occupation	Elementary occupations	%	50	50	71	30	90	10
		Number	76	76	107	45	137	15
	Plant and machine operator and assembler	%	59	42	88	12	93	7
		Number	9	6	13	2	14	1
	Building, crafts or a related tradesperson	%	39	61	53	47	74	26
		Number	5	7	6	6	9	3
	Skilled agricultural, forestry and fishery worker	%	57	43	75	25	98	2
		Number	24	18	32	11	42	1
	Sales, customer or personal service worker	%	51	49	71	29	91	9
		Number	98	94	137	55	173	18
	Clerical support	%	34	66	58	42	85	15
		Number	14	28	25	18	36	6
	Technician or associate professional	%	28	72	46	54	95	5
		Number	8	20	13	15	26	1
	Professional	%	46	54	62	38	91	9
		Number	91	109	124	76	182	18
	Manager	%	40	60	51	49	85	15
		Number	12	19	16	15	26	5
	Employed in a military capacity by the armed forces	%	75	25	75	25	100	
		Number	1	0	1	0	2	

			Sexual harassment - since the age of 15		The most severe forms of sexual harassment - since the age of 15		Stalking - since the age of 15	
			No	Yes	No	Yes	No	Yes
			Household income	Living comfortably on present income	%	37	63	60
		Number	35	59	56	37	85	8
	Coping on present income	%	53	48	69	31	91	9
		Number	413	373	543	244	719	68
	Finding it difficult on present income	%	50	50	68	32	90	10
		Number	313	316	426	203	564	64
	Finding it very difficult on present income	%	54	46	69	31	86	14
		Number	155	132	197	90	246	41
Bank account owner	Yes	%	40	61	57	43	86	14
		Number	94	144	135	103	204	34
	No	%	53	47	70	31	91	10
		Number	818	733	1,078	473	1,403	148
Directly affected by conflict	Yes	%	57	43	75	25	95	5
		Number	77	58	102	33	128	7
	No	%	50	50	67	33	89	11
		Number	840	827	1,121	546	1,490	177

Current partner violence by current partner characteristics

			Partner psychological, physical or sexual violence - Ever	
			No	Yes
Current partner's age category	15-29	%	15	15
		Number	66	26
	30-39	%	27	26
		Number	118	241
	40-49	%	20	20
		Number	85	185
	50-59	%	19	20
		Number	81	185
60+	%	20	19	
	Number	85	176	
Current partner's employment	In paid work	%	54	48
		Number	232	443
	Self-employed	%	19	17
		Number	81	156
	Helping in a family business (unpaid)	%	1	1
		Number	2	12
	Unemployed	%	8	19
		Number	35	87
	Pupil, student, in training	%	2	1
		Number	7	10
	Not working due to illness or disability	%	1	2
		Number	3	26
	Fulfilling domestic duties and care responsibilities	%	1	3
		Number	3	26
	Retired	%	14	16
		Number	59	142
Compulsory military services	%	0	0	
	Number	0	2	
Other	%	2	3	
	Number	10	24	

		Partner psychological, physical or sexual violence - Ever		
		No	Yes	
Current partner's occupation	Elementary occupations	%	9	9
		Number	29	55
	Plant and machine operator and assembler	%	9	8
		Number	29	51
	Building, crafts or a related tradesperson	%	22	31
		Number	69	188
	Skilled agricultural, forestry and fishery worker	%	11	10
		Number	36	58
	Sales, customer or personal service worker	%	16	18
		Number	51	108
	Clerical support	%	1	2
		Number	4	12
	Technician or associate professional	%	9	9
		Number	28	54
	Professional	%	12	8
		Number	39	50
Manager	%	4	3	
	Number	14	18	
Employed in a military capacity by the armed forces	%	2	1	
	Number	6	7	
Current partner's education	None	%	0	100
		Number	0	4
	Primary	%	33	67
		Number	4	8
	Secondary	%	30	70
		Number	328	753
Tertiary	%	38	62	
	Number	98	158	
Earnings	Partner earns less	%	2	4
		Number	4	11
	Both earn roughly the same amount	%	26	24
		Number	46	74
	Partner earns more	%	68	68
		Number	122	212

			Partner psychological, physical or sexual violence - Ever	
			No	Yes
Current partner's alcohol consumption	Never	%	57	37
		Number	248	343
	Less than once a month	%	35	35
		Number	150	329
	Monthly	%	7	16
		Number	29	148
	Weekly	%	1	7
		Number	6	62
Most days/every day	%	0	3	
	Number	0	26	
Current partner's drug use	Never	%	100	0
		Number	435	0
	A few times a year or less	%	0	0
		Number	0	1
Partner ever fought in an armed conflict	Yes	%	3	4
		Number	14	38
	No	%	96	94
		Number	417	870

Annex 6: Acknowledgements

This study was commissioned by the OSCE and implemented by Ipsos, a large international survey company. The OSCE would like to thank the central Ipsos team for their commitment and dedication. They managed the fieldwork, analysed the data and drafted the reports. The research agency IMAS was responsible for conducting the local fieldwork in Moldova.

The central Ipsos team includes Ms. Maelys Bablon, Ms. Jelena Krstić, Ms. Sara Grant-Vest, Ms. Katrina Leary, Ms. Tanja Stojadinović, Ms. Hannah Williams and Ms. Slavica Veljković.

The IMAS team in Moldova includes Doru Petruți, Elena Petruți, Viorelia Zaharco, Olesea Tușinschi, Rodica Costru, Inga Bînzari, Mariana Cojan, Rodica Ionichi and Victoria Dercaci.

In Moldova, a total of 46 professional interviewers conducted the interviews with great care and professionalism and gave visibility to a topic that is often hidden in everyday life. We would like to thank them for their support and dedication.

The OSCE project management team consisted of Serani Siegel and Dušica Đukić.

We would like to thank Otilia Bologan-Vieru, National Legal Officer, at the OSCE Mission to Moldova who has supported the survey project by providing valuable advice, guidance and logistical support.

We would like to thank Ms. Marija Babović and Ms. Valentina Andrašek for their valuable contribution in writing all reports and Gergely Hideg for his statistical insights and support throughout the project period.

Most importantly, a sincere thank you goes to all the women who participated in the survey, focus group discussions and in-depth interviews and shared their opinions and personal experiences. Without their trust, this study would not have been possible.



Organization for Security and
Co-operation in Europe

OSCE Secretariat

Gender Issues
Wallnerstrasse 6
1010 Vienna, Austria

Email: equality@osce.org
www.osce.org/secretariat/gender